

PLC GUIDEBOOK





Philmont Leadership Challenge

Philmont Training Center • 17 Deer Run Road • Cimarron, NM 87714 • 575-376-2281

Summer & Fall 2019

Dear PLC Participant,

Congratulations on your acceptance to attend the Philmont Leadership Challenge (PLC) at the Rayado Ridge Leadership Camp and the Philmont Training Center!

This camping conference is designed to provide you with a Philmont-based wilderness experience that motivates you to follow a life of helping others succeed, based on the ideals expressed in Scouting's Values. The Philmont leadership is committed to making PLC a very special experience. You will live in a team setting at Rayado Ridge Leadership Camp where you will use your Wood Badge leadership skills to resolve exciting and challenging backcountry situations. The week will conclude with a closing challenge for each of you to build upon the legacy of Waite Phillips, the benefactor of Philmont Scout Ranch.

PLC will equip you with the skills to become better unit leaders, Wood Badge staff, training team members and any other leadership position in your Scouting and everyday life. It will lead you on a journey to become true "servant leaders." You will be empowered to guide all the members of any group through several development processes. You will be enriched with the life skills that are essential for the present and the future.

Please review the enclosed information and return the appropriate completed forms as soon as possible. Please, review the check-off list located immediately after this letter and make sure you complete all steps **before leaving for Philmont!**

You are among the select few who will participate in one of the most outstanding programs offered by Philmont and the Boy Scouts of America, the Philmont Leadership Challenge.

Cordially,

Philmont Training Center Staff

Enclosures

Note: RRLC = Rayado Ridge Leadership Camp
PTC = Philmont Training Center
CHQ = Philmont Camping Headquarters



Philmont Leadership Challenge

Philmont Training Center • 17 Deer Run Road • Cimarron, NM 87714 • 575-376-2281

2019 PLC CHECKLIST

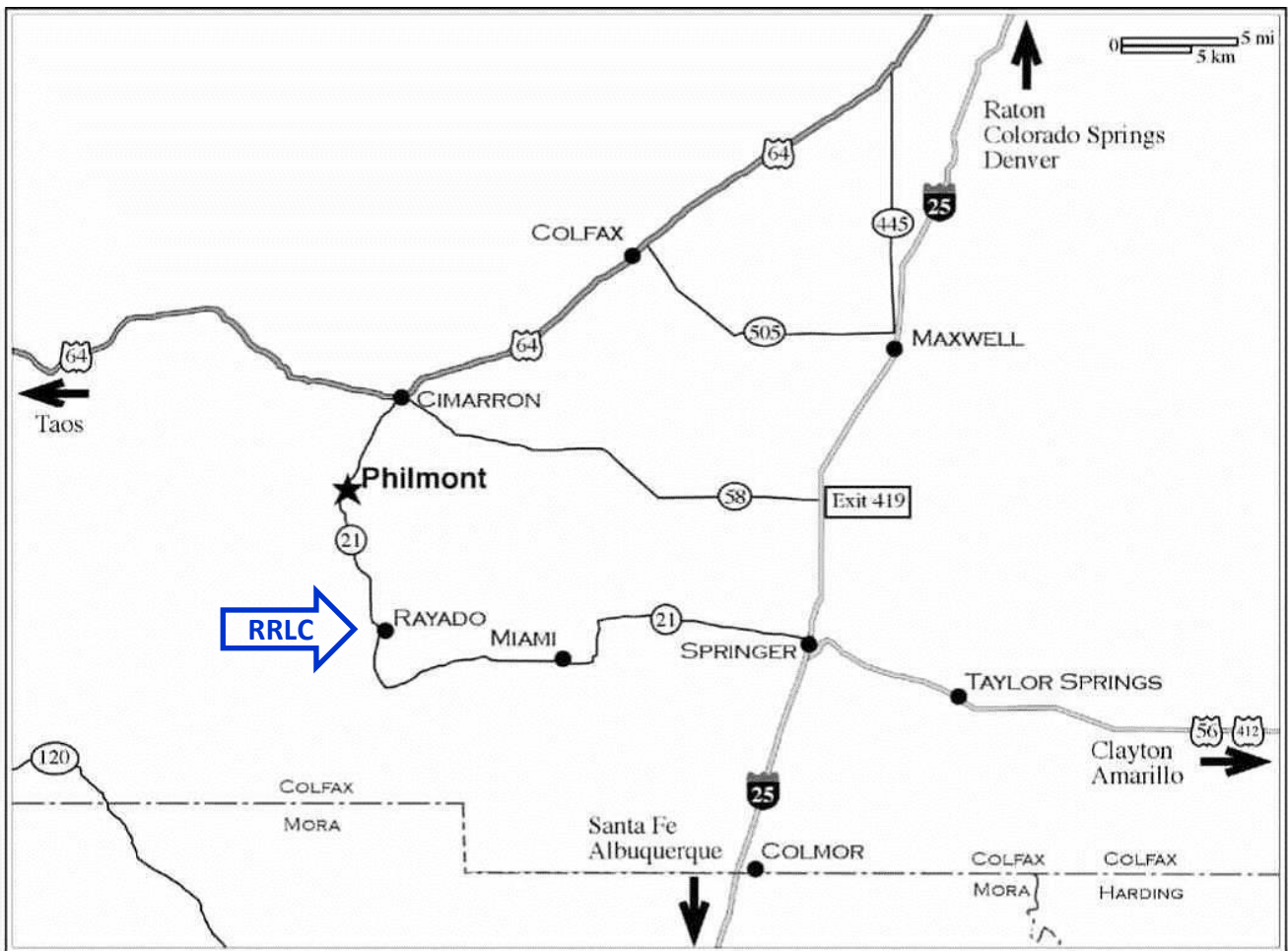
Read the entire Guidebook!

- Pay all fees **no later than 30 days before your PLC course begins!**
- Submit your Arrival Plans (located on [page 10](#) of this booklet) **no later than 30 days before your PLC course begins!**
 - Summer courses: If you require transportation from the airports in Denver, Colorado Springs, or Albuquerque, the Raton Amtrak Station or Greyhound Bus Station, **you must plan to arrive in time to meet the shuttle service. Philmont is not responsible for your transportation due to a missed shuttle!** The 2019 Shuttle Forms will be available at <http://philmontscoutranch.org/shuttle> in February 2019. Please check the website for shuttle information. Shuttles will take you to the Philmont Training Center.
 - Fall courses: There is no shuttle service from the area airports in September — you must provide your own transportation from the airport to Philmont. If you choose to take the train or greyhound bus, you may arrange for a ride from Raton via the Philmont Training Center. Download a shuttle form at <http://philmontscoutranch.org/shuttle>.
 - Saturday arrivals should not plan to arrive at PTC earlier than 5:00 p.m.
 - **Submit all shuttle forms with fees no later than 30 days before your PLC course begins!**
- Complete a BSA Annual Health & Medical Record.
 - The BSA Annual Health & Medical Record is available at www.philmonttrainingcenter.org or www.scouting.org. Make sure to have the completed Parts A, B & C on your arrival date at the Philmont Training Center.
 - Bring your **completed and signed medical form, prescription medications (in original container with label showing your name, directions for use and prescribing practitioner) AND a copy of your health insurance card for PLC check-in on Day 1!**
 - ***Participants will participate in a medical re-check on Day 1.***
 - **Participants who do not meet the physical requirements, including height and weight, will not be allowed to participate in the Philmont Leadership Challenge!**
- Plan and prepare for any **special dietary needs!** ([see page 7.](#))

Locating Philmont Scout Ranch and Training Center Cimarron, NM

When you reach Cimarron, turn south on State Highway 21 and drive approximately 4 miles to Philmont Scout Ranch. As you enter Philmont, you will see several buildings before you reach your destination; these buildings are other parts of Philmont Base Camp, such as the Administration Building. Look for the brown Philmont Training Center sign near mile-marker 4. The Villa Philmonte, the Mediterranean-style home of the Phillips family, is located (on your left, or east side) on the grounds of the Philmont Training Center and will serve as a guide to those arriving by car. This is where you will check in for your PLC course when you arrive Saturday or Sunday.

Later you will travel to Rayado and the Kit Carson Museum to begin your short hike to RRLC. Rayado is located approximately 8 miles south of PTC on Highway 21, on the west (right) side of the road, across from the entrance to the UU Bar Express Ranch.





Philmont Leadership Challenge

Information Sheet

The **Philmont Leadership Challenge** brings Wood Badge skills to life in a majestic Philmont setting. Just as the National Advanced Youth Leadership Experience (NAYLE) hones and expands upon skills taught to Scouts in NYLT, the Philmont Leadership Challenge (PLC) takes adult leadership to an exciting new level through experiential learning. The Philmont Leadership Challenge simultaneously immerses you and your crew in challenging scenarios that require the application of Wood Badge leadership skills for success.

The Philmont staff is committed to making the Philmont Leadership Challenge a very special experience. Participants will live in a crew setting at Rayado Ridge Leadership Camp, where they will use their leadership skills to resolve exciting and challenging backcountry situations.

PLC will equip you with the skills to become better unit leaders, Wood Badge staff, training team members, and any other leadership position throughout your Scouting life. It will lead you on the journey to become true “servant leaders.” You will be empowered with the capability to guide all members of any team through several development processes. You will be enriched with the life skills that are essential for the present and the future.

Requirements

- Completed or staffed Wood Badge, or staffed NYLT as an adult.
- A current Annual BSA Health and Medical Record, Parts A, B & C is required, along with a copy of your insurance policy card (to be attached to your Annual Health and Medical Record).
- All participants must meet the height/weight restrictions as listed in the Medical Record. If you do not meet these requirements at check-in, you will not be allowed to participate.

Mission Statement

The mission of the Philmont Leadership Challenge (PLC) is to provide participants with a Philmont-based wilderness experience that motivates them to follow a life of helping others succeed based on the values expressed in the Scout Oath and Law.

We accomplish this mission by:

- Creating an environment of learning and fun
- Providing a clear understanding of servant leadership in challenging wilderness environments
- Providing real life opportunities for ethical decision making, mentoring and living the Scout Oath and Law
- Applying all the leadership skills taught in Wood Badge.

By the end of the PLC course, participants should be able to:

- Encourage others to live a life of Leadership Service
- Act as a Servant Leader who shares the skills of Wood Badge and helps develop other leaders through their enhanced understanding of the Wood Badge material
- Intuitively use the Wood Badge leadership skills in all aspects of their lives
- Be an advocate for Wood Badge, NYLT, NAYLE and PLC in their local environment

When and Where is it?

There are two sessions of the Philmont Leadership Challenge in 2019. These occur June 30 – July 6 and September 15 – 21. Courses begin at **8:00 a.m. SHARP** on Sunday morning and end at **10:00 p.m.** on Friday evening. Participants normally depart early on Saturday morning.

You will meet at the Philmont Training Center (PTC) for check-in on Day One. This is located approximately 4 miles south of Cimarron (see map on [page 4](#), in this guide.) Your course will be based from Rayado Ridge Leadership Camp (RRLC) located approximately 8 miles south of the training center. You will be expected to be in attendance at RRLC and other course venues 24 hours a day for the entire length of the course. Tents at PTC can be provided if you are **arriving the night before** the course begins, at no extra fee. Saturday arrivals should not plan to arrive earlier than 5:00 p.m. Participants can leave Philmont on the evening of the final day, or early the following morning, once the course concludes.

You are expected to be ready for registration at 8:00 a.m. sharp on Sunday at PTC.

Uniform

You will wear the complete and official field uniform appropriate for your Scouting program (i.e. Cub Leaders wear Cub Uniform, etc.), including official Pants, Shirt, Socks, Belt and WB Regalia. Bring enough of each uniform part for the entire week. Substitution uniform pieces are not allowed. See [Personal Equipment](#) List on page 7.

Family Program

Because of the remote location of Rayado Ridge Leadership Camp, you will not be available to visit or care for your family members during the week. However, we highly recommend your spouse and family stay at the Philmont Training Center during the week, if your spouse is available for the entire week. For more information on the family program, please visit www.philmonttrainingcenter.org or contact the Philmont Training Center at 575-376-2281 or trainingcenter@philmontscoutranch.org.

Program Costs

The cost of the PLC program is \$550 in 2019. This fee covers meals and lodging, beginning with breakfast on the first day of your course (Sunday) and concluding with breakfast on the following Saturday after the final day of your course. The fee also covers training materials, two (2) PLC course t-shirts, one (1) PLC course cap and one (1) PLC course patch. Transportation and early arrival fees are additional.

Transportation

You are responsible for arranging your own transportation to the Philmont Training Center. The recommended mode of transportation from nearby airports is private or rental car in the fall, with a shuttle service available during the summer.

Please check the website for shuttle information (the 2019 Shuttle Forms will be available at www.philmonttrainingcenter.org in February 2019.) Transportation to and from Raton New Mexico is also available (please see the PLC [Arrival Form](#) on page 10).

Please indicate if you will arrive at Philmont on Saturday evening (the night before check-in), so that a tent can be assigned to you. You will stay at the Philmont Training Center one night only, then transfer to Rayado Ridge Leadership Camp, which is 8 miles to the south of the training center.

Equipment

A Personal Equipment List is included in this packet. During the course, you will be housed at the Rayado Ridge Leadership Camp (RRLC) in platform tents, which have cots and mattresses for two participants; you will need a sleeping bag. There is no electricity in the tents.

You will also spend one night in the backcountry. You will need a backpacking tent and a backpack; you may borrow a backpacking tent and backpack from Philmont. You will be carrying your gear into your campsite at RRLC from the bus turn-around near Kit Carson - a distance of ½ mile; heavy suitcases, heavy duffle bags or trunks are **not** recommended. You can also ship your equipment in advance of your arrival if you would like. See [address](#) provided below.

Physical Requirements

PLC is an active, outdoor-based course with much time spent in the backcountry. While not extreme, you need to be in good physical health, with good hiking ability, as is required for any backcountry experience at Philmont. As such **ALL** participants must pass the Annual BSA Health and Medical Record – Parts A, B & C.

All participants must meet the height/weight restrictions as listed in the Medical Record. If you do not meet these requirements at check-in, you will not be allowed to participate!

The completed BSA Annual Health & Medical Record will be verified before you are allowed to hike to Rayado Ridge Leadership Camp. The BSA Annual Health & Medical Record – Parts A, B, & C is available for download at www.philmontscoutranch.org or www.scouting.org.

Allergies / Special Food Requirements

Philmont does not provide food for special dietary needs when participants are in the back country! Rayado Ridge Leadership Camp is considered part of the back country! If such meals are necessary, you will need to provide your own food. Please discuss any special meal needs with your Course Director prior to arriving at Philmont. He/she will provide you with the PLC menu and contents of the menu so that you can plan any desired substitution meals. This includes special dietary foods such as those who are gluten intolerant or vegetarians.

Your Mailing Address at Philmont

Mail must be properly addressed for delivery. Bring stamps and stamped postcards. Mail is delivered every day except Sunday. Outgoing mail is collected every day. Please address as follows:

**Your Name - PLC (Week #)
Philmont Training Center
17 Deer Run Road
Cimarron, NM 87714**

Emergency Telephone

Cell service may not be available at RRLC. Only in extreme emergency situations can you be contacted by telephone. Philmont's main phone number is **575-376-2281**. The switchboard is staffed 8 AM - 5 PM MST, Monday through Friday during the fall. For emergency contact outside the switchboard business hours, a message will provide the appropriate contact information.

If you have questions, please don't hesitate to contact us at trainingcenter@philmontscoutranch.org
2019 PLC Conference Guidebook



Philmont Leadership Challenge

Personal Equipment List

To help you plan and prepare your personal gear for the Philmont Leadership Challenge, please note the following:

1. You will spend five nights at Rayado Ridge Leadership Camp and one night at a backcountry campsite.
2. At Rayado Ridge Leadership Camp, you will sleep in a two-person wall tent. The tents are on wooden platforms and have cots with mattresses. There is no electricity in the tents. At the backcountry site, you will sleep on the ground in two-person backpacking tents. Philmont will supply tents. If you would like to bring a two-person backpacking tent for use in the backcountry, you may do so; however, you will be required to share your tent with another person.
3. If you arrive by shuttle, you will be transported to the Philmont Training Center for check-in. If you drive, you will not have access to your personal vehicle until the day of departure.
4. When you arrive at Rayado Ridge Leadership Camp, you will walk from the road to your campsite, a distance of 1/2 mile, uphill. You will need to carry all of your gear in one trip. Please note that due to the rocky terrain, rolling bags are challenging, and not recommended. A backpack may be borrowed during the check-in process on Sunday morning. Please advise if you will need a backpack.
5. Your PLC experience involves an overnight backpacking trip. The hike will involve approximately 4 miles one-way, starting at about 6,500 feet, with an elevation gain of 375 feet. On this trip, you will carry your personal gear plus your share of group gear. You must be able to hike and carry a 30-40 pound backpack!
6. Rain is always a possibility and the evenings can be very cool. ***Be prepared!***
7. *Philmont is bear country. Precautions must be taken to avoid attracting bears to the campsites. All items that have an odor ("smellables") will be stored in a Philmont-approved manner. You must bring a stuff sack or large Ziploc bag in which to store these items; these will include most/all of your toiletries and cosmetics. A thorough briefing on bear safety and smellables will be provided on the first day of the course. Smellable items are noted on the [packing list](#).*
8. You will wear a complete and official BSA field uniform for your program area or a BSA activity uniform at all times during the course. An official **field uniform** includes the official BSA Scout or official Venturing shirt and insignia; official BSA or official Venturing shorts or long pants; official BSA or official Venturing socks; and BSA leather or web belt. An **activity uniform** is the same as your field uniform except you will wear the PLC t-shirt instead of your uniform shirt.
Substitution uniform pieces are not allowed!
9. Your course fee includes two (2) PLC course t-shirts and one (1) PLC course cap. The cap is a part of the uniform. Additional PLC t-shirts may be available for purchase. You will also have an opportunity to purchase a PLC belt buckle and order a PLC fleece jacket.
10. There will not be an opportunity to do laundry during the course.
11. You may bring your cell phone to Rayado Ridge Leadership Camp for use in emergencies; however, there may be no service and there are *very* limited facilities to charge your phone's battery.

Use of electronic devices is strongly discouraged during PLC.

Personal Gear List:

Required Items:

- Large internal or external frame backpack (can borrow from Philmont for the backcountry experience if needed)
- Rain cover for backpack (**mandatory**, trash bags are not desirable)
- Daypack (**mandatory!**)
- Duffle bag (if needed – but you must be able to carry it 0.5 miles !)
- Sleeping bag rated to at least 30 degrees, with a water resistant stuff sack
- Sleeping pad
- Flashlight with extra batteries
- Hiking boots (broken-in)
- Camp shoes (Crocs or tennis shoes – no open-toed shoes)
- BSA or Venturing field uniform shirt (1)
- BSA or Venturing shorts or long pants #⁽²⁾
- BSA or Venturing uniform socks (3 pair minimum)
- BSA belt
- Hiking socks (1 pair)
- Sweatshirt, sweater, or fleece jacket
- Underwear
- Stocking cap and gloves
- Rain jacket and rain pants (**no ponchos**)
- Sleep clothes (worn only for sleeping)
- Toothbrush/toothpaste *
- Soap (in a container) *
- Shampoo *
- Comb or brush
- Deodorant *
- Towel and washcloth *
- Sunscreen *
- Chapstick *
- Prescription/OTC medications *
- Personal first aid kit *
- Insect repellent (non-aerosol) *
- Cup, bowl, and spoon (plastic or metal)
- Mesh dunk bag for washing personal dishes
- Pens and small notebook
- Nylon stuff sack or large Ziploc bag (for storing smellables *)
- 3 water bottles(1 quart/liter each, **mandatory**)
- Watch
- Bandanas (1 or 2)
- Extra 1 gallon Ziploc bags and trash bags

Indicates one pair of long pants is required for the conservation project.

* Indicates smellable items that must be stored in an appropriate manner at Rayado Ridge Leadership Camp and the overnight site. Pack these items together in a separate bag (stuff sack or large Ziploc bag).

Optional Items

- Trekking or hiking poles
 - Small pillow
 - Small camp chair, stool, or Crazy Creek type chair (you must be able to carry)
 - Small** Pocketknife or multi-tool
 - Sunglasses
 - Compass
 - Camera
 - Musical instrument
 - Money (cash or checks) to purchase extra T-shirts, belt buckle, etc. at RRLC
-

Philmont Provides

- Wall tents, cots, and mattresses at Rayado Ridge Leadership Camp; backpacking tents for backcountry experience
- Dining flies
- Stoves and fuel for cooking
- Cooking gear
- Sanitation supplies
- Large water container
- Water purification tablets (for use in the backcountry)
- Bear Boxes
- Other group gear needed for the backcountry experience
- Toilet Paper
- Meal ingredients (**do not bring any food unless required for medical or religious dietary needs; advise your course director.**)



Philmont Leadership Challenge

Philmont Training Center • 17 Deer Run Road • Cimarron, NM 87714 • 575-376-2281

ARRIVAL PLANS

This form should be filled out and returned to Philmont at least **30 days prior** to your course start date. Scan and email to trainingcenter@philmontscoutranch.org or fax to 575-376-2629. **Please print legibly in dark ink.**

Participant Name: _____

Address: _____

City: _____ State: _____ Zip: _____

Home Phone: _____ Cell Phone: _____

Email: _____

Spouse/Other Contact Name: _____ Phone: _____

Date of Arrival: _____ PLC Session: Week _____

Arriving Via (please check one):

Private Vehicle: (plan on arriving no earlier than 5 p.m. Saturday)

Albuquerque Shuttle*: Flight # _____, Arrival Time: _____ am/pm

Denver Shuttle*: Flight # _____, Arrival Time: _____ am/pm

Raton Shuttle*: Arrival Time: _____ am/pm Please circle one: TRAIN or BUS

Participants arriving at PTC by the airport or the Raton shuttles will be transported to Rayado for Saturday night. Participants with their own vehicles should travel directly to Philmont Training Center. Do not arrive at PTC before 5 p.m. on Saturday.

Spouse/family Tent Needed at PTC for Saturday night (circle one): Yes or No # of people _____

Spouse/family will be attending PTC Conference during above listed PLC session (circle one): Yes or No

Signature: _____

*** Note: If you will be arriving by shuttle please complete the correct shuttle form and return it to Philmont at least 30 days prior to arrival. Shuttle forms will be available in February, 2019 at www.PhilmontTrainingCenter.org.**

Cancellation & Refund Policy for the Philmont Training Center

Cancellations must be received in writing 30 days prior to the first day of your course. A \$100 processing fee will be applied. For cancellations received inside of the 30 days, a processing fee of \$150 will be applied.

The refund will be applied to the credit card listed under the registration profile. Or, if payments were only made in the form of a check, the refund will be mailed in the form of a check. Refunds cannot be deferred or transferred to other Philmont-related programs outside of the Philmont Training Center, or deferred to the summer conferences of the following year.

No-shows, or registrants who do not submit a written explanation for cancellations, will not be eligible for a refund.

Exceptions to the processing fee are as follows:

- Military service
- Death of main registrant or sub-registrant
- Medical incidents

All cancellations require a written or emailed explanation with a request for a refund prior to the start of the first day of the registered conference.

Please remit the written or typed explanation to:

Philmont Scout Ranch

Attn: PTC Course Cancellation
17 Deer Run Road
Cimarron, NM 87714

Email to:

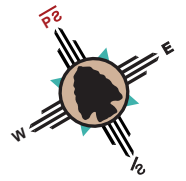
trainingcenter@philmontscoutranch.org.

Fax to:

575-376-2629

Attn: PTC Course Cancellation

Philmont Training Center



To Cimarron/
Shooting Sports
Complex/ Nature
Trail Loop

Philmont Training Center
Main Entrance

Orchard Circle



Disc Golf Course

Chapel

Welcome Wagon

Curtis Multiplex - 7

Duplex 5

Duplex 6

Staff Housing

Duplex 10

Duplex 9

Curtis Pavilion

PTC Maintenance

Duplex 1

Cottage Duplex 2

Duplex 4

Greensward

Duplex 3

Shower House

Pavilion

Staff Tent City

Staff Lounge

Staff Shower

Office
East Tent City:
Tents # 1 - 106

Shower Houses

Staff Tent City

Villa Lawn

Gazebo

Assembly Hall

Dining Hall 1

Dining Hall 2

Bunkhouse

PTC Office

Flags

Pony Ring

South Tent City:
Tents # 201 - 338

Shower Houses

Shower House

Office

Craft Center

Laundry
Small Fry

Covered Wagon

Program Bowl

Orchard Circle



Conference Classrooms

A - Carson B - Webster C - Maxwell D - Bent

E - Beaubien F - Miranda G - Buster Brown Waite

H - Buster Brown Waite



Accessible Restrooms - PTC Office, Buster Brown, Dining Hall

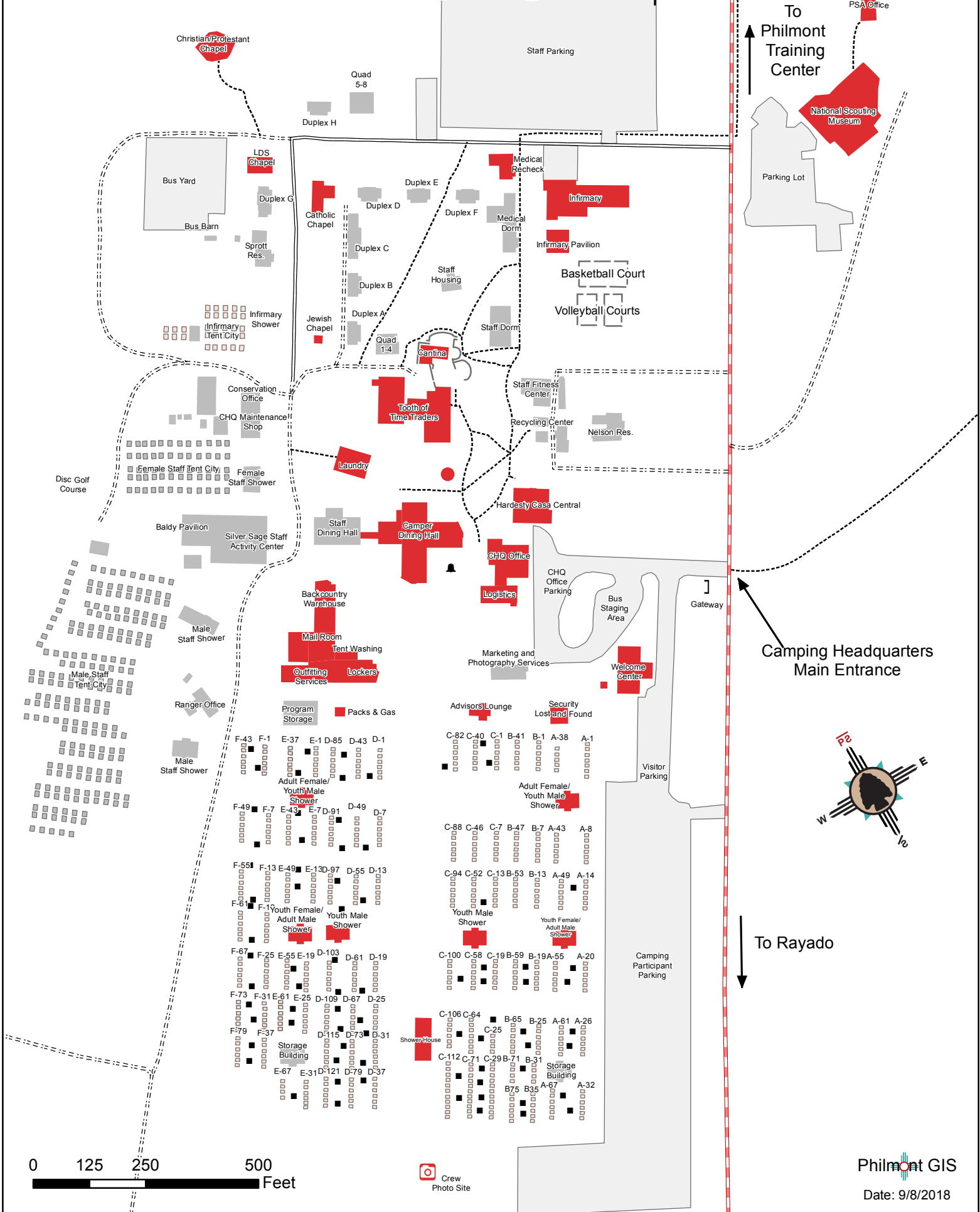
To Camping
Headquarters/
National Scouting
Museum/ Tooth of
Time Traders

Philmont GIS

Date: 9/13/2018

0 75 150 300 Feet

Philmont Camping Headquarters



Philmont Training Center & Camping Headquarters

