



2023 NAYLE GUIDEBOOK





National Advanced Youth Leadership Experience

Philmont Training Center • 17 Deer Run Road • Cimarron, NM 87714 • 575-376-2281

Welcome to NAYLE!

The National Advanced Youth Leadership Experience (NAYLE) is the ultimate training experience for youth leaders. NAYLE will equip you to be a better unit leader, NYLT staff member, and camp staff member. The course is designed to provide you with a Philmont based wilderness experience that motivates you to follow a life of servant leadership based on the values of Scouting.


The NAYLE program is conducted for older Scouts, both young men and women who have already completed National Youth Leadership Training. You will hone your skills in a team setting at Rayado Ridge Leadership Camp, one of Philmont's backcountry camps focused solely on leadership development. You will use NYLT leadership skills to resolve exciting and challenging backcountry situations. The week will conclude with a closing challenge for you to build upon the legacy of Waite Phillips, the benefactor of Philmont Scout Ranch.

This guidebook is intended to answer questions you may have about your NAYLE experience. Please review the information and share it with your family and unit leader. Included on the following page is a checklist that you must complete before leaving for Philmont!

We are excited that you are among the select youth who participate in one of Philmont's and the Boy Scouts of America's outstanding programs.

Sincerely,


Philmont Training Center Staff



National Advanced Youth Leadership Experience

NAYLE CHECKLIST

- Read this entire Guidebook!
- Register for your course on the Philmont [website](#).
- Pay all fees no later than 30 days before your NAYLE course begins!
- Submit your ARRIVAL & DEPARTURE PLANS (link will be emailed to you after registration is complete) no later than 30 days before your NAYLE course begins!
 - If you require transportation from the airports in Denver, Colorado Springs, or Albuquerque, the Raton Amtrak Station, or the Raton Greyhound Bus Station, you must plan to arrive in time to meet the shuttle service. Philmont is not responsible for your transportation due to a missed shuttle! The [Shuttle Form](#) will be available on Philmont's website.
 - Submit all shuttle and arrival forms with applicable fees no later than 30 days before your NAYLE course begins!
 - Your course begins at 8:00am Sunday morning, Day 1 of your course.
- Complete a BSA Annual Health & Medical Record.
 - The [BSA Annual Health & Medical Record Parts A, B, & C](#) are required for NAYLE. Make sure to have your completed medical with you on your arrival date. **BSA Medical Part C requires a doctor's signature.**
 - Bring your completed and signed medical form, prescription medications (in original container with label showing your name, directions for use, and prescribing practitioner), and a copy of your health insurance card with you for NAYLE check-in on Day 1!
 - All participants of the NAYLE program must be in good physical condition and able to backpack. Participants will participate in a medical re-check on Day 1. If they do not meet the physical requirements, including height and weight, participants will not be allowed to participate in NAYLE and will be sent home at their expense.
- Plan and prepare for any [special dietary needs](#).



National Advanced Youth Leadership Experience

Philmont Training Center • 17 Deer Run Road • Cimarron, NM
87714 • 575-376-2281

Welcome to the National Advanced Youth Leadership Experience to be held at the Philmont Training Center – Rayado Ridge Leadership Camp (RRLC)! RRLC is approximately 8 miles from the Philmont Training Center at the southern end of Philmont Scout Ranch and sits in Philmont’s backcountry at the foothills of the Sangre de Cristo Mountains. Your NAYLE faculty are excited to introduce you to the NAYLE adventure! We have included some pertinent information below. Please read it carefully. Thank you!

Arrival:

- Check-In: 8:00am SHARP! on the first day of your course, Sunday.
Check-in will take place at the Philmont Training Center Guest Services Office (See Driving Instructions at the end of this guidebook.)
- Early Arrivals:
 - For individuals arriving by airport or train shuttle Saturday afternoon, tenting assignments and meal preparations will already be made for you. Plan to eat at the airport or bring snacks, as the shuttle may not make any stops enroute to Philmont and may occasionally run late due to traffic or weather. An early arrival fee, \$34 per participant, includes a tent, Saturday dinner or a sack meal from the Dining Hall and Sunday breakfast.
 - Youth looking to arrive on Saturday evening by private vehicle will need approval and there will be an additional fee for the overnight stay. Arrival time for early arrival’s is 4:30pm at the Philmont Training Center Guest Services Office. An early arrival fee, \$34 per participant, includes a tent, Saturday dinner or a sack meal from the Dining Hall and Sunday breakfast.
- Be Prepared for check-in!
 - A signed, current [BSA Annual Health & Medical Record](#) Parts A, B & C is required at check-in, along with a copy of your Insurance Policy Card (attached to your Medical form). Bring any prescription medications in original container with label showing your name, directions for use, and prescribing practitioner.
 - Bring all camping gear packed, transportable, and ready to go (see enclosed equipment list)
 - Payments must be paid in full before you arrive at Philmont. Late fees may apply if you arrive with payment due.
 - You will need to be in complete and official Scouts BSA Field Uniform to check-in. (Scouts BSA Khaki shirt, Scouts BSA green pants; long or short, Scouts BSA socks, Scout belt; Venturing Green shirt, Venturing Gray pants; long or short, Venturing socks, Scout belt. Substitution uniform pieces and Kilts are not allowed!)
 - Please call home to let your family know you have arrived safely.
 - If you are departing on a Philmont shuttle, confirm your departure plans with your Course Director before you depart for RRLC!

Departure:

- Checkout time is 7:30am Saturday, depending on your arranged transportation shuttle.
 - The NAYLE Closing Ceremony is open to the public and takes place at 8:00pm Friday at Rayado Kit Carson Museum. Parents may pick up their Scout following the Closing Ceremony. Parents must prearrange the pickup through your NAYLE Course Director.
- Raton departures: shuttles leave from the Camping Headquarters Welcome Center at prearranged times. Please view shuttle forms for departure times.
- Airport departures: Please view shuttle forms for location specific departure times.
- Private transportation: meet your ride at the East Tent City Hospitality Center at 7:30am.
- There are no holdovers: You must arrange to leave on the day your course concludes, there is no place for you to stay an extra day at Philmont.

Family Adventure Camp & Training Conferences

Due to the remote location of Rayado Ridge Leadership Camp, you will not be available to visit your family members during the week. However, we highly recommend your parents and family stay at the Philmont Training Center during your NAYLE week. They will have exciting opportunities for training and Family Adventures while you are honing your leadership skills!

For more information on Training Center programs, please visit

<https://www.philmontscoutranch.org/ptc/>

Transportation

Airport shuttle services from the Albuquerque, Denver, and Colorado Springs Airports are available for NAYLE participants. Shuttle times vary based on the airport.

Philmont has arranged with Blue Sky Adventures to provide special handling or transfers from the airplane to the bus for those arriving at the Albuquerque International Airport (ABQ). Blue Sky Adventures will have flight information for all youth arriving and will help the youth make their way from the terminal to the bus. Please read the information that is available on the Albuquerque Airport Shuttle Service form.

The shuttle service from Denver (DIA) or Colorado Springs (COS) **will not** have the same transfer service at the airport, the shuttle servicing Denver and Colorado Springs cannot transport a Scout with "Unaccompanied Minor" airline status. It is up to the youth to make their way from the terminal to the shuttle bus at the scheduled time. Please read the information that is available on the Denver/Colorado Springs Shuttle Service form.

Philmont has an arranged shuttle service that will pick up and drop off from the Raton Train Station, serving both the Amtrak trains and Greyhound Bus Station. Please refer to the Raton Shuttle Service form for more information.

Upon program completion, faculty will help ensure participants make it onto their shuttle bus to head back to their transportation destination. Some shuttles leave Philmont as early as 6:00am.

Please refer to the "NAYLE Arrival & Departure Form" and the Airport and Train Shuttle Registration forms for details. If you are using a [shuttle](#), please submit the completed form and payment to Philmont Scout Ranch.

Program Cost

The fee for the course is \$575, a non-refundable \$250 deposit is due at the time of registration. Please see Philmont's [Cancellation Policy](#) for details of payment and cancellations. Lodging, meals, and course supplies are covered by this fee and begin at 8:00am on the first day of the course, going through 7:30am on the final course day.

Scholarships

Scholarships are available for Philmont NAYLE participants. Information and deadlines are available on Philmont's [website](#).

Camp and Camp Living

NAYLE living arrangements are much like council summer camps. NAYLE is a co-ed training experience. Team members may be male and female youth, with each team being responsible for preparing their daily meals. Sleeping quarters are in two-person wall tents with wooden platform floors. Separate tents will be used for male and female participants. Each participant is provided a cot and a mattress, you will need to bring your own sleeping bag and pillow.

Activities will be just that, ACTIVE! Teams spend most of the time outdoors. Showers and other conveniences are available in camp. An overnight backpacking trip is planned as part of the NAYLE program; Philmont will provide tents and backpacks if needed, with prior request. Electric charging capability is not available at Rayado Ridge.

Uniform

The uniform is any official BSA Field Uniform (Scouts BSA khaki shirt, green pants (short or long) Scouts BSA socks, Scout belt or Venturing green shirt; official gray Venturing pants (short or long), Venturing socks and Scout belt with the normal insignia; the complete Sea Scout uniform is also appropriate. Non-official, substitute uniform parts including kilts, are not allowed. The activity uniform that is worn most of the time consists of a NAYLE cap and NAYLE T-shirt (provided by Philmont) and Scouts BSA or Venturing shorts/pants. There is no need for civilian clothes during the course. You should report to the Training Center in a complete field uniform on the first day of your course.

One pair of long pants is required for the NAYLE Conservation project during the course.

Spending Money

You will have an opportunity to purchase a Philmont belt and NAYLE belt buckle during the course. You will also have an opportunity to visit the Tooth of Time Traders (trading post) during your stay at Philmont. Participants spend an average of \$75 at Philmont's trading posts on gear, souvenirs, and snacks. At Rayado Ridge's Trading Post, only cash is accepted due to its location in the backcountry. At the Tooth of Time Traders in Base Camp, cash, check, and credit card are all accepted.

Special Meals & Dietary Restrictions

Philmont is not able to accommodate special dietary needs in the backcountry, including Rayado Ridge. If such meals are necessary, you must provide your own food. Please discuss any special meal needs with your Course Director prior to arriving at Philmont. He/she will provide you with the menu and contents of the menu so that you can plan any substitutions. This includes special dietary foods such as those who are gluten intolerant or vegetarians.

Medical Form

All participants of the NAYLE program must be in good physical condition and able to backpack. A current BSA National Health & Medical Form, Parts A, B & C is required. Please pay special attention to the Height and Weight limits; all participants must meet these requirements - you will be checked when you arrive. If you do not meet the height and weight requirements, you will be sent home at your expense. Per BSA policy, all medical forms must have a doctor's and parent/guardian's signature and be less than one year old. Please attach a copy of your insurance card to your completed form. Hand carry your medical form - **do not mail it!** Your medical form will be returned to you at the end of your course.


Your Mailing Address at Philmont

Mail must be properly addressed for delivery. Bring stamps and stamped postcards. Mail is delivered every day except Sunday. Outgoing mail is collected every day. Please address as follows:

Your Name
NAYLE (Dates of course)
Philmont Training Center
17 Deer Run Road Cimarron, NM 87714

Emergency Telephone

There is no landline phone service and minimal cell phone service at Rayado Ridge Leadership Camp. Only in emergency situations can you be contacted by telephone. Philmont's summer 24-hour service number is 575-376-2281. The caller will need to tell the Philmont operator your name, that you are attending NAYLE, and the message or number for you to call. The information will be relayed to you as soon as possible. If you bring a cell phone to Rayado Ridge: cell phone service is minimal, there is no charging capability, and its usage cannot interfere with the course experience. **Use of electronic devices is strongly discouraged during NAYLE.**



National Advanced Youth Leadership Experience

Personal Equipment List

To help you plan and prepare your personal gear for the NAYLE, please note the following:

1. You will spend five nights at Rayado Ridge Leadership Camp (RRLC) and one night at a backcountry campsite.
2. At RRLC, you will sleep in a two-person wall tent. The tents are on platforms and have cots with mattresses. At the backcountry site, you will sleep on the ground in two-person backpacking tents, a sleeping pad is highly recommended on the overnighiter. Philmont will supply tents. You may bring your own two-person backpacking tent for use in the backcountry; however, you may be asked to share your tent with another person.
3. NAYLE is a co-ed training experience. You may be in a co-ed campsite. Separate tents for male and female participants will be provided.
4. When you arrive at RRLC, you will walk from the road to your campsite, one-half (.5) mile away. You will need to carry all your gear in one trip. Due to the rocky terrain, rolling bags are challenging; backpacks are the best method for carrying your clothes and gear; a backpack may be borrowed (with prior arrangement before the course) during check-in.
5. Your NAYLE experience involves a one-night backpacking trip. The hike will involve approximately three miles one way, starting at about 6,500 feet, with an elevation gain of about 375 feet. On this trip you will carry your personal gear plus your share of crew gear. Physical conditioning prior to the course is strongly encouraged.
6. You may have an opportunity to climb the Tooth of Time which is 9,003 feet in elevation.
7. Rain is always a possibility and evenings can be very cool. Be Prepared!
8. Philmont is bear country and precautions must be taken to avoid attracting bears to the campsites. All items that have an odor (smellables) are stored in an appropriate manner and containers. You should bring a stuff sack, small container, or large Ziploc bag in which to store these items. A thorough briefing on bear safety and smellables will be provided on the first day of the course.
9. You will always wear either an official Scouts BSA field uniform (Scouts BSA or Venturing) for your program area or a BSA activity uniform during the course. A field uniform includes the official Scouts BSA or official Venturing uniform shirt and insignia; official Scouts BSA or official Venturing shorts or long pants, official Scouts BSA or official Venturing socks and a Scout belt. The official Sea Scout blue uniform is also appropriate. An activity uniform is the same as your field uniform except you will wear the NAYLE T-shirt instead of your uniform shirt. Only official uniform parts are allowed - no substitutions are permitted! Kilts are not allowed! The NAYLE cap is part of the uniform.
10. Long pants are required for the Conservation project during the NAYLE program.
11. Your course fee includes 2 NAYLE T-shirts and a NAYLE cap. Additional T-shirts will be available for purchase. You will also have an opportunity to purchase a NAYLE belt buckle, Philmont belt, and NAYLE fleece jacket.
12. There is no opportunity to do laundry during the course.
13. You may bring your cell phone to RRLC for use in emergencies. However, there may not be cellular service and charging facilities are not available.

Personal Gear List

Required Items:

- | | |
|---|---|
| <input type="checkbox"/> Large internal or external frame backpack** | <input type="checkbox"/> Stocking cap and gloves |
| <input type="checkbox"/> Rain cover for backpack (trash bags are <i>not</i> acceptable) | <input type="checkbox"/> Sleep clothes (worn only for sleeping) |
| <input type="checkbox"/> Daypack | <input type="checkbox"/> Underwear |
| <input type="checkbox"/> Rain jacket and rain pants (no ponchos) | <input type="checkbox"/> Watch |
| <input type="checkbox"/> Sleeping bag rated to at least 30 degrees | <input type="checkbox"/> Comb or brush |
| <input type="checkbox"/> Water-Resistant Sleeping Bag Stuff Sack | <input type="checkbox"/> Toothbrush/toothpaste* |
| <input type="checkbox"/> Sleeping pad | <input type="checkbox"/> Soap (in a container) * |
| <input type="checkbox"/> Hiking boots (broken-in) | <input type="checkbox"/> Shampoo* |
| <input type="checkbox"/> Camp shoes (Crocs or tennis shoes – no open-toed shoes) | <input type="checkbox"/> Deodorant* |
| <input type="checkbox"/> 3 water bottles (1 quart/liter each) | <input type="checkbox"/> Towel and/or washcloth* |
| <input type="checkbox"/> Flashlight with extra batteries | <input type="checkbox"/> Sunscreen* |
| <input type="checkbox"/> 1 Scouts BSA or Venturing field uniform shirt | <input type="checkbox"/> Chapstick* |
| <input type="checkbox"/> 2 Scouts BSA or Venturing shorts or long pants*** | <input type="checkbox"/> Prescription/OTC medications* |
| <input type="checkbox"/> At least 3 pair Scouts BSA or Venturing uniform socks | <input type="checkbox"/> Personal first aid kit* |
| <input type="checkbox"/> BSA belt | <input type="checkbox"/> Insect repellent (non-aerosol) * |
| <input type="checkbox"/> Hiking socks (1 pair) | <input type="checkbox"/> Nylon stuff sack or large Ziploc bag (for storing smellables*) |
| <input type="checkbox"/> Sweatshirt, sweater, or fleece jacket | <input type="checkbox"/> Cup, bowl, and spoon (plastic or metal) |

Indicates smellable items that must be stored in an appropriate manner at Rayado Ridge Leadership Camp and the overnight site. Pack these items together in a separate bag (stuff sack or large Ziploc bag).

*** Can be provided by Philmont for the backcountry experience if requested in advance.*

****Indicates **one pair of long pants is required** for the conservation project.*

Optional Items:

- | | |
|---|---|
| <input type="checkbox"/> Trekking or hiking poles | <input type="checkbox"/> Sunglasses |
| <input type="checkbox"/> Small pillow | <input type="checkbox"/> Compass |
| <input type="checkbox"/> Small camp chair, stool, or Crazy Creek type chair (you must be able to carry) | <input type="checkbox"/> Camera |
| <input type="checkbox"/> Small Pocketknife or multi-tool | <input type="checkbox"/> Musical instrument |
| <input type="checkbox"/> Duffle bag (if needed – but you must be able to carry it 0.5 miles!) | <input type="checkbox"/> Money (cash or checks) to purchase extra T-shirts, belt buckle, etc. at Rayado Ridge |
| | <input type="checkbox"/> Bandanas (1 or 2) |

Philmont Provides:

- | | |
|--|---|
| <ul style="list-style-type: none">• Wall tents, cots, and mattresses at Rayado Ridge Leadership Camp; backpacking tents for backcountry experience• Dining fly's• Stoves and fuel for cooking• Cooking gear• Large water container | <ul style="list-style-type: none">• Meal ingredients (do not bring any food unless required for medical or religious dietary needs; advise your course director.)• Water purification tablets (for use in the backcountry)• Bear Boxes and Bags• Sanitation supplies & Toilet Paper |
|--|---|

Driving Instructions

From Denver or Colorado Springs:

Go south on Interstate 25 to Raton, New Mexico. Four miles south of Raton take Exit 446 onto Highway 64 and drive about 40 miles to Cimarron.

From Albuquerque:

Go north on Interstate 25 about 200 miles to Springer, New Mexico. Three miles north of Springer, take Exit 419 onto Highway 58 and drive about 20 miles to Cimarron.

From Taos:

Stay on Highway 64 toward Angel Fire (east of Taos). You travel through Taos Canyon, Eagle Nest, and Cimarron Canyon, to reach Cimarron.

Once in Cimarron:

When you reach Cimarron, turn south on State Highway 21 and drive approximately 4 miles to Philmont Scout Ranch. As you enter Philmont, you will see several buildings before you reach your destination; these buildings are other parts of Philmont Base Camp, such as the Administration Building.

Look for the brown Philmont Training Center sign near mile-marker 4 and turn left onto Orchard Circle. The Villa Philmonte, the Mediterranean-style home of the Phillips family, is located on the grounds of the Philmont Training Center and will serve as a guide to those arriving by car.

Parking is available near terrace tents, luxury tents, and roofed housing areas, however, these spaces are limited, and you may be asked to park in long-term parking. Electricity is not available for charging electric vehicles. Orchard Circle is a one-way road, please refrain from driving against traffic.