



Your Guide

A comprehensive orientation guide to help participants plan their stay, ensuring a smooth and enjoyable experience for all attendees.

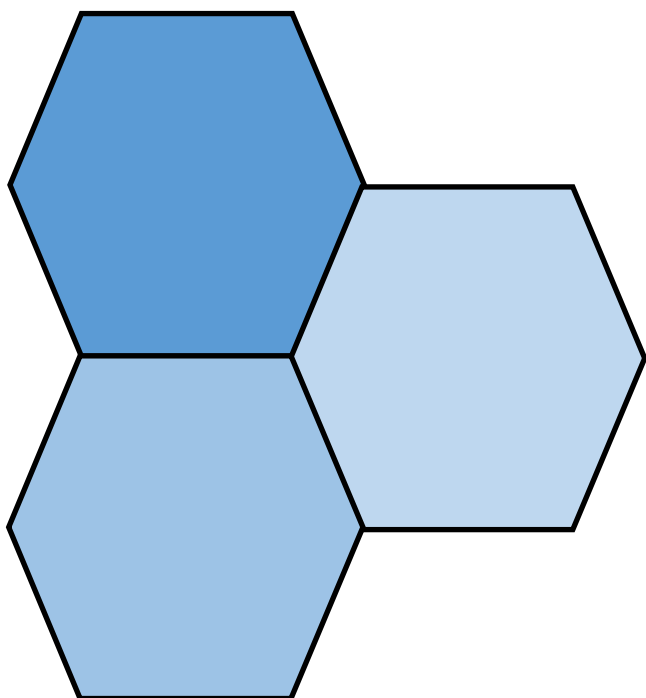
PhilmontScoutRanch.org/PTC



Welcome!

Table of Contents

Welcome	2
About Philmont	2
Conference Support Team	4
Before You arrive	5
Your Trip to Philmont	6
Your Week at Philmont	8
Meals and Housing	9
Kids and Kin Family Programs	10
The PTC Experience	11
What To Bring	12
Health and Safety	13
At Your Service	14
Things to Know	15
Spare Time	17
Philmont Country	18
Philmont Maps	19
Philmont Hymn, Grace and Brands	21





Dear Guest,

Welcome to the Philmont Training Center (PTC), where learning opportunities meet the New Mexico frontier!

We are thrilled to have you and your family join us in an exciting conference led by an outstanding faculty. While you are in class, your family members will enjoy a variety of activities and programs led by our exceptional Philmont staff.

In this guidebook, we've tried to cover details and answer questions that may arise before arrive at the ranch. There have been changes from previous years, so 'be prepared' by carefully reading this guidebook and sharing it with your family. If you have any questions or concerns, feel free to give us a call or send us an email.

Our customer service team and conference faculty are working hard to plan an exciting and fun-filled week for you and your family. The beauty, history, and unique charm of New Mexico and Philmont awaits you.

See you soon!

Charles (Chuck) Walneck
Charles (Chuck) Walneck
PTC Task Force Chair

Danny Tucker
Danny Tucker
PTC Director

About Philmont

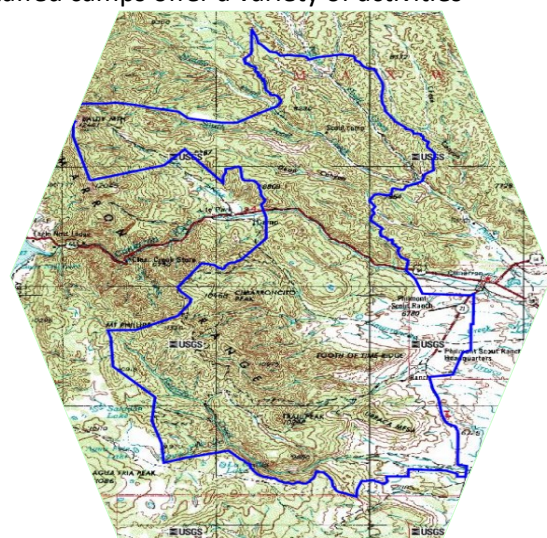
Philmont Scout Ranch spans across 140,171 acres of northeastern New Mexico. Most of that land is part of two gifts from Oklahoma oilman, Waite Phillips, who donated it "for the purpose of perpetuating faith, self-reliance, integrity, and freedom—principles used to build this great country by the American Pioneer."

Philmont's mountain terrain ranges in elevation from 6,621 feet at headquarters to 12,441 feet atop Baldy Mountain. Our abundant wildlife population includes deer, elk, mountain lion, bear, bobcat, buffalo (American bison), and antelope.

Since Waite Phillips's first property gift in 1938, over 1,000,000 Scouts and their leaders have participated in the challenge of the backpacking program offered at Philmont Scout Ranch. Staffed camps offer a variety of activities including horseback riding, burro packing, mountain biking, gold panning, rock climbing, forestry, riflery, archaeology, and much, much more—with an emphasis on environmental awareness.

Mr. Phillips held a deep respect for the American cowboy. As part of the gift, he asked that Philmont always remain a working cattle ranch. Philmont maintains cattle, pack burros, buffalo, and riding horses.

Serving as the **National Training Center for the Boy Scouts of America** since 1950, the Philmont Training Center offers a variety of week-long conferences for volunteers and professionals each summer. While a Scout leader is in conference, programs are planned for all members of the family – infant through adult. For the first time in 2018, a family-based adventure experience was hosted by the Philmont Training Center, Philmont Family Adventure.



Your Conference Support Team

Philmont Training Center conferences are conducted by various departments, teams, and committees of the Boy Scouts of America National Council. PTC staff provides overall coordination, but many other groups are involved in leading and supporting a successful conference week.

Faculty

Faculty lead and facilitate conferences. The term “faculty” is used to reflect the teaching nature of those selected to serve in this role. Additionally, it helps to differentiate the faculty from the Philmont staff.

Conference Staff Advisor

The staff advisor is a National Council staff member who will work to support you before and during the conference. He or she may or may not attend the conference. They assist with the syllabus, conference materials, and promotion.



Philmont Staff

Philmont has a permanent staff of 86 employees plus more than 1,100 summer seasonal staff members. Over 70 staff members are assigned to the Philmont Training Center. Together, these staff provide Administration, Transportation, Family Program, Conference Support, Housing, Maintenance, Food Service, the Infirmary, and Museums. Your happiness is our number one job.

PTC Customer Service Team

Assistant Director, Program: Maddy Houk

Registrar: Amanda Martinez

Director: Danny Tucker

PTC Guest Services Office Hours

Winter/Autumn Hours: M-F 8:00am to 5:00pm

Summer Hours: M-SU 7:30am to 5:30pm

575-376-2281

Philmont.TrainingCenter@scouting.org

Quartermaster

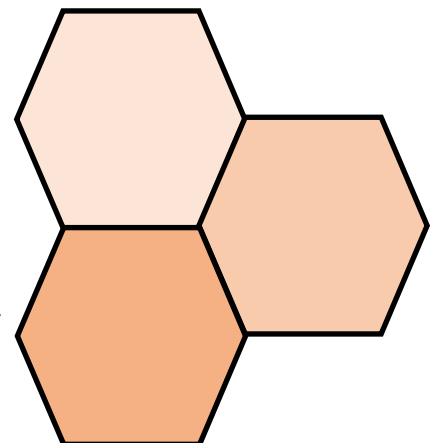
PTC dedicates a staff member to support you and your conference. The Conference Quartermaster will coordinate the flow of information, materials, and tasks that help make your conference a great success. The Quartermaster office is located in the Beaubien Classroom Building.

Weekly Conference Chair

A national-level volunteer may have been selected to serve as a conference chair for the week. Over the last few months, your conference chair has worked closely with the PTC Conferences Committee to prepare the week. He or she will support the faculty of each conference, lead faculty meetings, and work with the Philmont Training Center team to ensure the success of the week.

Become a Philmont Ambassador

Did you enjoy your time at Philmont? Consider becoming a Philmont Ambassador for your local council. [Click Here](#) to find out how to register and be recognized as an official Philmont Ambassador. Our ambassador team plays an important role in promoting the ranch to volunteers and families.



Before You Arrive

Registering and Paying Your Fees

Registering for a conference is easy and allows you to customize your experience.

As part of your online registration, you will be able to register your family members, list dietary restrictions, and choose unique Philmont experiences. A \$200 non-refundable deposit per adult 18+ will be requested at the time of registration.

Next, you will be directed to a second website to choose your housing option, much like reserving a hotel room. You will be able to choose from a variety of housing options, select your nights of stay, location of the accommodation, and be able to add the “Bed in the Box” for those staying in the Terrace Canvas Tents. Housing fees are paid in full at time of registration.

After you complete your reservation, you will be sent a range of emails to keep you in the loop on details of your conference and PTC Experience.

All fees may be paid with a credit card or ACH payment. Fees must be paid in full 30 days before your arrival.

Cancellation and Refund Policy

30 Days Out from Event = Full Refund including housing.

29 to 16 Days Out from Event = Full Refund including housing, minus registration deposit.

7 to 15 Days from Event = No Registration Refund. Full Refund of Housing.

Less than 6 Days from Event = No Registration Refund. Full Refund of Housing less 5% of fees.

No-shows, or registrants who do not submit a written explanation for cancellations, will not be eligible for a refund.

Exceptions to the rule are as follows:

- Military Service
- Death in the family
- Major medical incidents
- Other extenuating circumstances on a per case basis

All cancellations require an explanation with a request for a refund, prior to the start of the first day of the registered conference.

Please remit your explanation and request to: Philmont.TrainingCenter@scouting.org, Subject Line: PTC Cancellation.

Refunds will be returned via the credit card on file or ACH payment.

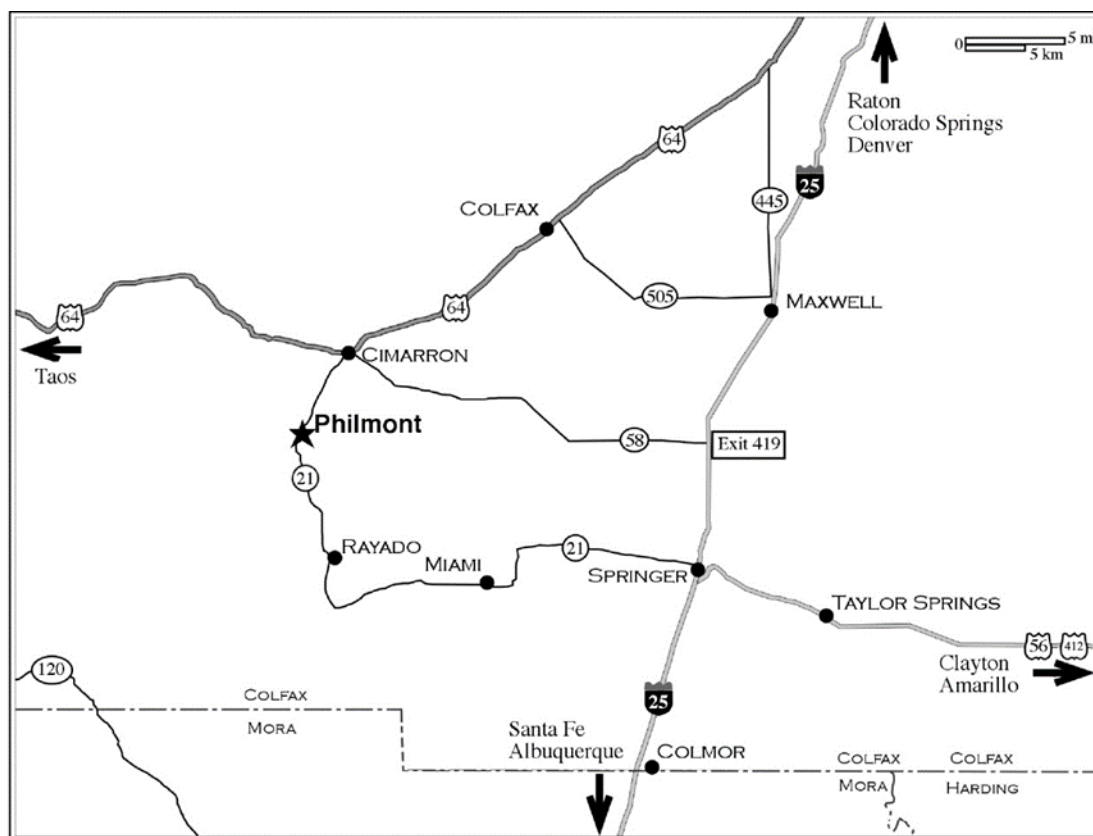


Your Trip to Philmont

When to Arrive

Check-in for Conference guests is from **2:00 - 4:00pm** on Sunday. Lunch is not served on Sunday. Late arrivals must notify the customer service office to receive check-in instructions.

If you have a participant in a **National Advanced Youth Leadership Experience** or **Philmont Leadership Challenge**, they check in at **8:00am** on Sunday. Please review the NAYLE and PLC guidebooks for more information.



By Automobile

Driving across country to Philmont is a great experience. Depending on your available time, sightseeing opportunities abound between your home and Philmont and in the area around Cimarron. Refer to the map for highway information.

Please note that New Mexico has a mandatory seatbelt law and speed limits are strictly enforced. The speed limit in Cimarron is 35mph and the Philmont Training Center is 15mph. Please drive carefully. Parking is available near tenting and roofed housing areas; however, these spaces are limited, and you may be asked to park in long-term parking. There is no electricity available for charging electric vehicles.

From Denver or Colorado Springs:

Go south on Interstate 25 to Raton, New Mexico (17 miles south of the Colorado border). Four miles south of Raton take Exit 446 onto Highway 64 and drive about 40 miles to Cimarron.

From Albuquerque:

Go north on Interstate 25 about 200 miles to Springer, New Mexico. Three miles north of Springer, take Exit 419 onto Highway 58 and drive about 20 miles to Cimarron.

From Taos:

Stay on Highway 64 toward Angel Fire (east of Taos). You travel through Taos Canyon, Eagle Nest, and Cimarron Canyon, to reach Cimarron.

From Cimarron:

Turn south on State Highway 21 and drive approximately 4 miles to Philmont Scout Ranch. As you enter Philmont, you will see several buildings before you reach your destination; these buildings are other parts of Philmont Base Camp, such as the Administration Building.

Look for the brown Philmont Training Center sign near mile-marker 4 and turn left (east) onto Orchard Circle. The Villa Philmonte, the Mediterranean-style home of the Phillips family, is located on the grounds of the Philmont Training Center and will serve as a guide to those arriving by car.

By Plane

The nearest major air terminals are Colorado Springs (190 miles north) and Albuquerque (220 miles south). Other terminals are: Denver (270 miles north), and Amarillo (220 miles east). Raton has a municipal airport for private aircraft.

Shuttle service is available from Denver, Colorado Springs, and Albuquerque airports. Shuttle reservations must be coordinated with Philmont using the appropriate Shuttle Application. These shuttles do not run every day, so please check the backside of the Shuttle Sheet for available dates. Shuttle information is available [here](#).

By Bus

Currently, there are scheduled buses each day during the summer from Denver, Colorado Springs, Albuquerque, and Raton. The Raton bus stop is across the street from the Amtrak station. Contact Greyhound at 575-445-9071 or 800-231-2222 or visit www.greyhound.com for more information.

By Train

AMTRAK is scheduled to arrive in Raton twice daily. The late morning train arrives from the east and the late afternoon train arrives from the west. Contact AMTRAK at 800-872-7245 or visit <http://www.amtrak.com>.

Recreation Vehicles

Parking may be available at the Philmont Training Center for RV's, campers, and trailers, but hookups are not available, and no cooking is allowed within RV's that are in the parking area. Participants with RV's will be assigned tents and are expected to reside in these tents throughout the week. There are two RV campgrounds in Cimarron if you wish to stay in your RV.

Shuttle Service

From Raton Train Station
Shuttle reservations must be coordinated with Philmont using the Shuttle Application. These shuttles do not run every day, so please be sure to check the backside of the Shuttle Sheet for available dates. The shuttle information is available [here](#).



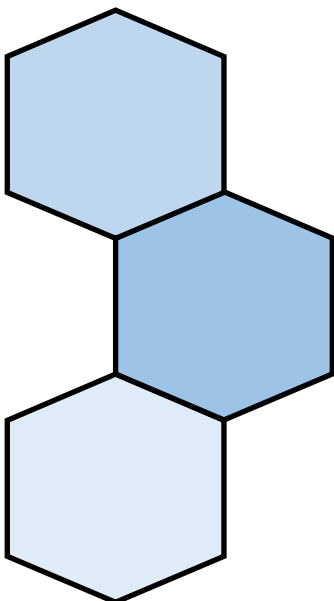
About Cimarron Village

Cimarron is a small village with a population of about 900. There are a few small hotels and restaurants. There is also a Family Dollar and two gas stations in town. For more information about Cimarron accommodations, contact the Chamber of Commerce at 575-376-2417 or 888-376-2417 or visit their website at www.cimarronnm.com.

Your Week at Philmont

Here is a brief overview of what your week will look like during a Philmont Training Center Conference. We will do our best to ensure that you and your family will have an educational and adventure filled stay.

Sunday	Monday	Tuesday	Wednesday	Thursday	Friday	Saturday
Arrival Day		Sunrise Chapel		Sunrise Chapel		
	Breakfast	Breakfast	Breakfast	Breakfast	Breakfast	Breakfast
	Flag Ceremony	Flag Ceremony	Flag Ceremony	Flag Ceremony	Flag Ceremony	
	Kids and Kin Program Meet Conference Photos Conferences Begins	Kids and Kin Program and Conferences Meet	Kids and Kin Program and Conferences Meet	Kids and Kin Program and Conferences Meet	Kids and Kin Program and Conferences Meet	Departure
	Lunch	Lunch	Lunch	Lunch	Lunch	
Conference Check-in	Kids and Kin Program and Conferences Meet Kids and Kin Program Orientation	Kids and Kin Program and Conferences Meet	Conference/Family Free Time	Kids and Kin Program and Conferences Meet Kids and Kin Overnight	Kids and Kin Program and Conferences Meet Conference Graduations All Conference Gathering	
Flag Ceremony	Flag Ceremony	Flag Ceremony	Flag Ceremony	Flag Ceremony	Flag Ceremony	
Dinner	Dinner	Buffalo BBQ Dinner	Dinner	Dinner	Picnic Dinner	
Chapel Opening Program	Evening Program	Western Night: Dancing, Games, and Branding	Chapel Evening Program	Evening Program Cobbler Night	Closing Program	



Check-In Procedures

You will be greeted by our staff at the Welcome Wagon, given a check-in schedule, and then directed to your housing.

After unloading, you will proceed to the PTC Pavilion to pick up your collectible nametag, turn in medical forms, and check-in for your conference and the Kids and Kin/Silverados program.

Departure Procedures

During the Closing Program you will receive your departure packet. It will have your medical forms, free photo download code, and Philmont patches.

- You will need to be out of your housing no later than 9:00am Saturday.
- Please return all borrowed items to the Tent City Office including the Bed in the Box.
- Please close your tent flaps. Roofed housing units, return keys to PTC Office Key Return Box.

Meals and Housing

Food Service

Meals are served cafeteria style in either one or two shifts in the Dining Hall. Your assigned shift will be determined prior to arrival. Your cooperation in observing these assignments is greatly appreciated. Doing so avoids long lines and ensures table space for all guests.

Guests will line up outside the Dining Hall Veranda, wash their hands, and then enter. Early-arrivals will be led by the staff in reciting the Philmont Grace. Menus vary, but there is always a salad/fruit bar, cereal with milk, and peanut butter and jelly for sandwiches. Lunch and dinner may also have a deli bar and a soup/hot bar with additional food selections.

Guests are welcome to use the East Tent City refrigerator to store infant formula, medications, and specialty food items.

As part of the registration process, you should have indicated if you or a member of your family has special dietary requirements. If you missed this, please let Philmont know in advance by emailing Philmont.TrainingCenter@scouting.org. Philmont's isolated location limits the availability of many specialized food items and these items may need to be brought from home. **Philmont's food service staff will make every effort to meet your needs but may not be able to accommodate persons following strict diets for religious or medical reasons. Philmont does not serve Vegan.**

Terrace Canvas Tents

Living in tents may be a new experience for you. Most participants find the leisurely life of tent dwelling to be comfortable and enjoyable in Philmont's climate. Each Tent City has individual locking handicap accessible shower and restrooms, and a playground.

Your 10' x 12' canvas wall tent is on a wood or concrete platform and contains two metal-spring twin beds with mattresses, chair, a metal locker (bring your own lock), an electric outlet, and a light. If needed, portable steps are available at the ETC office.

Irons, ironing boards, fans, clothing hangers, extra blankets, and other services are available for your use at no charge in the East Tent City hospitality office. Games, evening activities, cobbler nights, patch trading sessions, and other activities will be organized by the Tent City staff or your fellow Tent City residents.

Tent capacity can be increased to three per tent with the use of a military cot for families with small children or you can use one of Philmont's Pack-n-Play cribs.

Save on travel luggage and rent a Bed in the Box. You can reserve a box on the online CampSpot housing reservation system. Each box serves one person and comes with Bedding, Pillow, Towels, and a Rug.

Luxury Deluxe Tents

Deluxe Tents are designed to make the outdoors comfortable for the whole family. Each Deluxe Tent contains high quality linens, bedding, and furniture including one queen bed and two sets of bunk beds, sleeping 5 to 6 people. Sorry, room service is not available. Tents are a short walk to the shower house, where individual locking units contain a shower, sink, and toilet.



Kids and Kin/Silverado Family Program

The Philmont Training Center features a program of fun activities for people of all ages under the leadership of trained staff members. The Kids and Kin/Silverado Program features activities designed to give individuals an unforgettable adventure using the resources of the Philmont ranch.

Co-ed age group itineraries are pre-designed and give families a comfortable structure that keeps kids engaged and full of discovery and memory making opportunities. The adult Silverado program gives individuals flexibility to choose from activities on the ranch to New Mexico sightseeing excursions. All ages groups are guaranteed to have fun in a safe and exciting atmosphere.

Depending on the number of participants, age groups may be combined or split.

Small Fry Infant to 5 years (programs conducted in the Small Fry Childcare Center)

Trappers 6 to 10 years

Loggers 11 to 13 years (includes an overnight)

Miners 14 to 17 years (includes an overnight)

Silverados Non-conference adults, 18+ years

Kids and Kin age groups meet everyday on the Greensward.

Silverados meet everyday at the Santa Fe Trail Café.

M/T//Th/F 8:20am - 11:20am & 1:20pm to 4:20pm

Wednesday 8:20am - 11:20am / Afternoon Free Time

Evenings are devoted to family activities and free time. Sunday and Wednesday afternoons are also free for family activities, hiking, or sightseeing. While schedules may change due to weather or other circumstances, listed below are the type of activities included in the Kids and Kin/Silverados programs.

Shooting Sports

Archery, .22 Rifle, Shotgun, BB Gun, Sling Shot, And Tomahawk

High Ropes and Climbing Tower

Crate Stacking, Low COPE, Climbing Tower

Fly Fishing

Fly Tying and Casting classes, Reservoir trips.

Hiking Trails

Abreu, Clear Creek, Mountain View Ridge, Hart Peak, Inspiration Point, Lovers Leap, T-Rex Footprint, Urraca Loop, Tooth of Time Hike (additional cost)

Silverados

Enjoy the ranch your way. Build your own adventure from a list of available activities each day, go off-site sightseeing, or just relax.



Museum Tours

Chase Ranch, National Scouting Museum, Rayado, Villa Philmonte

Pony Ring and Farm Yard

Pont Rides, Petting Zoo

Craft Center (additional costs)

Ceramics, jewelry making, leatherwork, mosaics, tie dye, Maker's space, and lots more

Premium Experiences (additional cost)

Horseback Riding (8 years and older, 24" inseam, Cannot exceed 200 pounds)

Children must participate in the Kids and Kin program or be under the supervision of a parent. **Children may not attend conference sessions with a parent.** Children who are ill will be returned to their parents. **Disruptive behavior is not tolerated.** Children who are disruptive are removed from the program. If the behavior continues, parents will be asked to remove the child from the premises. Kids and Kin family program activities are subject to change based on weather, or other conditions beyond the Training Center's control.

Sample Kids and Kin Family Program Schedules

Schedules subject to change.

Silverados (Adult 18+)

Sunday	Monday	Tuesday	Wednesday	Thursday	Friday
<i>Silverados can choose on/off ranch activities each day.</i> ¹ All-Day Hike	Kids and Kin Meet Orientation, Photo and Social Craft Center Open House	Kids and Kin Meet Zastrow to Abreu Hike ¹ Craft Center (Jewelry Class) Villa Tour Fly Tying and Casting	Kids and Kin Meet Chase Ranch Tour Craft Center (Wood Lathe Class) Ponil Mountain Vista Loop Hike	Kids and Kin Meet Window Rock Hike ¹ Urraca Trail Hike Fly Fishing at Cito Outdoor Cooking Villa Tour	Kids and Kin Meet Rayado Tour Indian Writings Hike ¹ Craft Center (Leatherwork Class)
Arrival Day	Lunch	Lunch	Lunch	Lunch	Lunch
Conference Check-in Kids and Kin Program Orientation	Kids and Kin Meet Climbing Tower Craft Center (Pottery Wheel) Dino Hike	Kids and Kin Meet Candle Making Craft Center (Bisque Class) Lovers Leap Hike	Conference/Family Free Time	Kids and Kin Meet Craft Center (Painting Workshop) Base Camp Tour Hike Dino Hike	Kids and Kin Meet Genevieve's Tea and Social

Trappers 6 - 10 years old

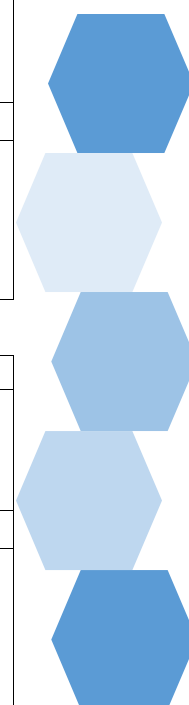
Monday	Tuesday	Wednesday	Thursday	Friday
Kids and Kin Meet Lawn Games Craft Center (Tye Dye)	Kids and Kin Meet Nature Trail Shooting Sports	Kids and Kin Meet Lovers Leap Hike	Kids and Kin Meet Climbing Tower	Kids and Kin Meet Zastrow to Abreu All Day Hike
Lunch	Lunch	Lunch	Lunch	
Kids and Kin Meet Rayado Tour	Kids and Kin Meet Pony Barn/Farm Yard Outdoor Cooking	Conference/Family Free Time	Kids and Kin Meet Dino Hike	

Loggers 11 - 13 years old

Monday	Tuesday	Wednesday	Thursday	Friday
Kids and Kin Meet Lawn Games Villa Tour	Kids and Kin Meet Rayado Tour	Kids and Kin Meet Climbing Tower and High Ropes	Kids and Kin Meet Hart Peak All Day Hike	Kids and Kin Meet Return to PTC Lawn Games
Lunch	Lunch	Lunch	Lunch	Lunch
Kids and Kin Meet Lovers Leap Hike Overnight Meeting with Parents	Kids and Kin Meet Horseback Riding	Conference/Family Free Time	Kids and Kin Meet Zastrow Overnight	Kids and Kin Meet Nature Trail Shooting Sports

Miners 14 - 17 years old

Monday	Tuesday	Wednesday	Thursday	Friday
Kids and Kin Meet Lawn Games Shooting Sports	Kids and Kin Meet Window Rock Hike All Day Hike	Kids and Kin Meet Climbing Tower and High Ropes	Kids and Kin Meet All Day Hike to Overnighter Urraca Overnight	Kids and Kin Meet Return to PTC Craft Center
Lunch		Lunch		Lunch
Kids and Kin Meet Villa & NSM Tour Overnight Meeting with Parents		Conference/Family Free Time		Kids and Kin Meet Horseback Riding



The PTC Experience

In addition to the daily program schedules, your PTC Experience can include a variety of additional fun activities:

Duty to God Program

A special Duty to God program and patch is available for individuals and families. Philmont Chaplains assist in providing information about this religious opportunity. The program features materials to support daily devotionals and meditations. Duty to God booklets can be picked up on the information wall in the PTC customer service office.



Evening Programs

Every evening there are activities for guests and families to enjoy. Events range from astronomy nights, our famous Western Night Buffalo BBQ, and cobbler night. Please see weekly schedule for more details. Don't forget to dress the part. Wear your western gear for the BBQ.

Flag Ceremonies

Flag ceremonies are the responsibility of the conferences and are rotated among individual classes, with each conference lowering and/or raising the flag for one day. Each ceremony includes a script and appropriate music. All families are invited to participate. Please let the Quartermasters or PTC staff know if you have a bugle or other unique talent that you wish to include in the ceremony.



Junior Ranger

For ages 5-14, this program will keep children active during the week. Pick up activity booklets on the information wall in the PTC customer service office. A special recognition is given at the end of the week for those finishing the appropriate activities.

Junior Wrangler

From Small Fry to age 14, youth will enjoy participating in the Pony Ring and Farm Yard activities to earn a special recognition at the end of the week.

Patch Trading

No event can be complete without a little fellowship and some patch trading. Bring patches from your local council to trade or just browse the wares of our enthusiastic traders.

Program Booklets

Located in the PTC customer service office is a wall of informative booklets to help expand your PTC Experience. Booklets range from driving directions to museums and local sightseeing locations, guides to hikes to descriptions of base camp birds and astronomy. Pick a booklet or two and make your week extra extraordinary.

Religious Services

Chaplains from Catholic, LDS, Jewish, and Protestant faiths conduct nightly services at Camping Headquarters at 7:00pm. They also are available to care for the spiritual needs of individuals and families upon request. Each week, an assigned Chaplain conducts interfaith services held at the PTC Chapel. Morning sunrise services are also provided. Don't miss these exciting magical Philmont experiences.



What To Bring

Living at Philmont for a week is an exciting outdoor adventure for the whole family! In choosing clothing and equipment, please keep in mind Philmont's elevation (6,600 ft.). Traditional summer weather consists of warm days (70°s to high 80°s), cool nights (30°s to low 50°s), and rainy afternoons.

The following is a basic list for **each** member of your family:

- | | |
|---|--|
| <input type="checkbox"/> Pillow ¹ | <input type="checkbox"/> Towel and Washcloth ¹ |
| <input type="checkbox"/> Sleeping bag*, and/or twin sheets, blankets ¹ | <input type="checkbox"/> Shower shoes, Toiletries ² |
| <input type="checkbox"/> Scout uniforms (for Scouting members)* | <input type="checkbox"/> Sunscreen* |
| <input type="checkbox"/> Warm sleeping garments | <input type="checkbox"/> Chapstick* |
| <input type="checkbox"/> Active clothing for free time, trips to town | <input type="checkbox"/> Insect repellent* |
| <input type="checkbox"/> Clothing for warm days and cool evenings | <input type="checkbox"/> Flashlight* |
| <input type="checkbox"/> Walking/hiking shoes or boots* (<i>broken in</i>) | <input type="checkbox"/> Camera* |
| <input type="checkbox"/> Heavy wool socks* – <i>for hiking</i> | <input type="checkbox"/> Extra batteries* |
| <input type="checkbox"/> Sweater/Jacket* | <input type="checkbox"/> Duffel Bag <i>for overnight gear</i> ³ |
| <input type="checkbox"/> Hat or cap* | <input type="checkbox"/> Daypack*/School Backpack |
| <input type="checkbox"/> Rain jacket/pants or poncho* | <input type="checkbox"/> Medical Forms |
| <input type="checkbox"/> Long pants – <i>required for Horseback Riding</i> | <input type="checkbox"/> Phone Charging Cable/Block |
| <input type="checkbox"/> Two or three 1-liter water bottles*, 3-Liter water bladder*, or canteen* | |

¹ Not needed for Deluxe Tents and Roofed Housing. Will be needed if going on overnight.

² Soap, Shampoo, Conditioner, and Lotion are provided in Roofed Housing.

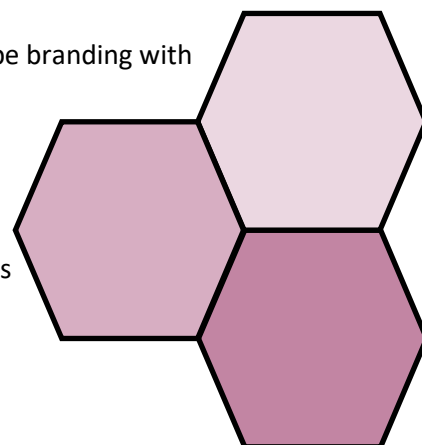
³ Check to see if your group is doing an overnight.

***These items can be purchased at the Tooth of Time Traders.**

For Terrace Tents Residents: You may want to bring a rug, extra hangers, multi-outlet plug, small fan, and a lock for the locker.

Here are some helpful tips:

- Philmont does NOT provide bed linens, blankets, or towels, but the East Tent City Manager has a limited supply of emergency blankets if the temperature suddenly drops and/or a fan for super hot days.
- If you have an infant or toddler, consider packing a portable stroller. Walking distances can be a problem for small children.
- Tuesday is our Western Dance, so don't forget your western duds! We will also be branding with our Philmont brands for souvenirs.
- Long pants, long-sleeved shirt, and closed toe shoes are needed for activities such as horse rides and the high ropes and climbing tower.
- Even though we are a Scout camp, we do not recommend leaving items of value unattended in tents or roofed housing. Secure storage is available for small items at the customer service office. Proper identification should be placed on all clothing and equipment. Bring a lock for your tent locker.



Health and Safety

Medical Care and Emergency Procedures

Philmont has a comprehensive infirmary to support the nearly 30,000 participants who visit each summer. This staff is ready to help you and your family with any medical needs that may arise. PTC also has a medic on-duty all week. Should you or your family need assistance, contact the Training Center medical officer. If necessary, he or she can facilitate a visit to the Infirmary. In addition, all Philmont staff go through extensive training and are equipped to assist in any emergency.

Keep in mind that PTC is at 6,600 feet elevation. Individuals coming from lower altitudes may experience some discomfort at first. Humidity is low, so visitors should drink plenty of water to avoid dehydration (10-14 glasses a day). Persons who are overweight, out of shape, or who have health concerns should consult a physician before coming to Philmont. While the conferences and family programs are not strenuous, some walking and physical activity is necessary.

In the Case of an Emergency

Please alert the nearest Philmont staff member, PTC Medical Officer, the Philmont Infirmary, or dial 911.

Accessibility

The Training Center dining halls and classrooms are wheelchair accessible. Guests may choose wheelchair-accessible tent platforms as part of the housing registration. Due to limited resources, you must provide your own wheelchair. Unfortunately, wheelchair transportation is not available. Other than motorized wheelchairs, other motorized carts are prohibited. PTC has accessible potty chairs and shower chairs available for check-out.

Health Forms

To provide a safe experience at Philmont Scout Ranch, all participants are required to fill out and bring a completed BSA Annual Health and Medical Record with an attached photocopy of your insurance card:

Parts A and B are required for guests in PTC Conferences and all family programs.

Parts A, B, and C are required for guests hiking the Tooth of Time, Kids and Kin youth staying overnight in the backcountry, and participants in National Advanced Youth Leadership Experience (NYLT) and Philmont Leadership Challenge (PLC).

The BSA Annual Health & Medical Record is available on the Philmont Scout Ranch website.

Please do not email or mail your health forms in advance of your arrival.

As part of the check-in process, all forms will be reviewed by the on-duty Health Officer and will be kept on file at the Philmont Training Center Medical Office until the end of the week, when they will be returned.

Bring any necessary medication (such as asthma inhalers, Epi Pens, or other needs) as these items may not be locally available.

Under no circumstance will any individual over 295 lbs. be allowed to participate in backcountry programs, regardless of height or age.

This limit is necessary due to limitations of rescue equipment and for the safety of Philmont personnel. The maximum weight for any participant going on a horse ride is 200 pounds.

Philmont Weight Limits for Backcountry Participation

Each backcountry participant at Philmont must not exceed the maximum acceptable limit in the weight-for-height chart shown on the BSA Annual Health and Medical Record. Those who fall within the limits are more likely to have an enjoyable experience and avoid incurring health risks. The Philmont staff will use their best professional judgment in determining participation in a Philmont backcountry experience for individuals who exceed the maximum acceptable weight for height. Any exception to the weight limit requires approval from Philmont in advance.

At Your Service

Bulletin Boards

Check out the bulletin board next to the PTC customer service office for updated information about your week. Also, look for QR codes that will direct you to daily schedules and information about the ranch.

Craft Center

Get your Craft On! The Craft Center hosts a wide variety of crafts for individuals and families. The center offers instruction and materials for ceramics, jewelry making, wearable art (clothing and accessories decoration), leathercraft, stamp art, southwest crafts/home décor, and more. There is a fee for most craft items, but materials such as paint, dyes, glazes, etc. are provided at no charge. There is also a Penny Press machine, cost is \$0.51 for each collectible design.

East Tent City Hospitality Center (ETC)

The hospitality center provides a guest a place to relax, play games, and gather for fellowship and fun. Homemade Dutch Oven cobbler is served every Thursday night. Did you forget something at home? The ETC Manager is prepared to help make your stay comfortable. There is a refrigerator to store guest medications, infant formulas, or special food items. The ETC also has extra blankets, fans, hangers, electrical cords, steps for tent platforms, and a host of other items to help make your time at the ranch enjoyable.



Laundry

A large coin-operated laundry with washers and dryers is located next to Small Fry and is open 24 hours. Laundry detergent and dryer sheets are available in the laundromat in a dispensing machine, along with a change machine. Additional laundry items are available at the Tooth of Time Traders. The PTC office can also make change..

Santa Fe Trail Café

Located in South Tent City, this building will serve as the gathering place for the Silverados each day. It will also include a comfort station with coffee. As we work to expand its operation, sellable items maybe included such as PTC unique apparel, patches, and snacks.

Small Fry Center

Philmont's own childcare facility. This building serves infants to 4 year old's. Our small fry staff provides daily lunch service and gives parents the time to experience the ranch. Please mark your child's clothes and gear with their name. PTC also loans Osprey backpacks for families to use on hikes and Pack-n-Play cribs for young children.



Sunroom and Business Center

Attached to the PTC customer service office and available 24/7 is the Sunroom and an extra office to help guests catch up on work. The Sunroom includes wifi, a library, Dish TV, and overlooks the Greensward fountain. A spare office is dedicated to faculty and guests with access to a computer, phone and printer. There is a nominal fee for copies.

The Tooth of Time Traders (ToTT)

Scouting materials, personal items, gifts, and Philmont souvenirs are available for purchase at the Tooth of Time Traders, located at Camping Headquarters. The store is also an excellent resource for any of your hiking or outdoor needs. The ToTT accepts credit cards. There is no ATM on property. Check out the ToTT's e-commerce store at www.ToothOfTimeTraders.com.

Things to Know

Bus Transportation

Philmont buses transport guests and families to backcountry hike turnarounds, Rocky Mountain Scout Camp, High Ropes and Climbing Tower, Fly Fishing reservoirs, museums such as Chase and Rayado, and there is a bus that takes guests to Cimarron each day departing Camping Headquarters. PTC buses depart and return to the PTC parking lot.

Please note that several activities may ask that you drive your own vehicle to a location, especially for family free time.

Branding

A hallmark of the ranch is the ability to place Philmont brands on personal items such as hats, boots, water bottles, leather belts, etc. PTC brands items during the Western BBQ. Daily branding is available at the Tooth of Time Traders. Branding is free, so bring your own items or purchase items at our craft center and at the Tooth of Time Traders.

Buffalo and other Wildlife

Philmont's buffalo pasture is located west of Highway 21 as you drive north toward Cimarron. The herd is maintained in three pastures and you may see them if you drive two miles west of the Administration complex. Photos are welcome, but please **do not** cross fences and pull fully off the road when stopping. Buffalo are wild animals and unpredictable.

Philmont is inhabited by a wide variety of wild animals, including deer, turkey, skunks, raccoons, and black bears. During your stay at the Training Center, there are many opportunities to see wildlife; however, please keep your distance and respect their habitat. In addition, please refrain from leaving scented items (food, toiletries, etc.) out in the open. PTC tents contain storage lockers for smellable items. Bring your own lock.

Firearms, Alcoholic Beverages, and Smoking

Philmont does not permit the possession of personal firearms while on the property. Possession or consumption of alcoholic beverages is also not permitted on Philmont property. As a facility of the Boy Scouts of America, all buildings and tents at Philmont are smoke-free. Designated smoking areas are the Curtis Pavilion and your own vehicle.

Internet Access and Telephone Service

Philmont has a free wireless internet network. Due to the large number of users, the speeds may not be what you are used to at home. All conference buildings have Wi-Fi coverage.

A public telephone resides on the back porch of the Training Center Office, overlooking the Greensward. Incoming messages to the Training Center Office (575-376-2281) are delivered to your Tent City staff as soon as possible. After 7pm, only emergency messages will be delivered. Fax services are available on a limited basis.

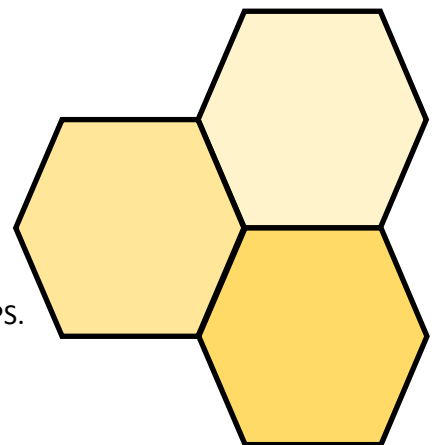
Cell coverage is limited. AT&T service is strongest. Other carriers may have weaker signals.

Mail

While at Philmont, your mailing address is:

Your Name
Conference and Date of Week Attending
Philmont Training Center
17 Deer Run Road
Cimarron, NM 87714

Outgoing mail is picked up around 10:00am from the mailbox outside the PTC office, Monday through Saturday. Incoming mail is delivered to your family via Philmont Staff. Postcards can be purchased at the Tooth of Time Traders and stamps are for sale at the PTC Office. Parcels should be shipped via U.S. Mail, Federal Express, or UPS. Other services do not deliver to Philmont. **Do not rely on "next day" service, please make sure to allow at least one week for deliveries.**



Things to Know

Lost and Found

There are several locations for lost and found items. The first place to check is the PTC office, then the Quartermaster office. The Dining Hall will also have a crate of lost and found items just before you enter the serving line.

Nametags

All guests are to wear their nametags at all times. Nametags provide access to the dining hall and is proof you have gone through security and medical recheck.

Pets

Pets, other than those required for assistance (such as seeing-eye dogs), are not allowed at Philmont. The Raton Animal Hospital (575-445-2691) can board pets at a standard daily rate. You must place your pet in a boarding kennel before your arrival at the Training Center.

Philmont Photos

A Philmont staffer will take family photos on the Villa Lawn. Please check the weekly schedule for photo times. Conference group photos will be taken on Monday morning.

All photos will be made available for download after your week has concluded. You will receive a QR code for a free download in your departure packet.

Philmont Recognition

Guests will receive patches for their attendance. Upon completion of their course, conference guests will receive a special PTC Conference patch. PTC Family Program patch will also be given out for all family program groups.

Conference guests will also receive a certificate. Everyone will receive a Philmont collectible name tag.

The familiar Arrowhead patch is awarded to those who complete a full backcountry trek and satisfy other requirements. This is a protected design and is reserved for only backcountry programs.

Other unique Philmont patches can be purchased at the Tooth of Time Traders, Craft Center and PTC office.

Tooth of Time Hike

This iconic Philmont landmark hike has limited space and is only available for all-day hikes on Wednesday, Thursday and Friday. This is a very strenuous 5.25 mile roundtrip, staff led hike due to significant elevation change over a short distance, a peak over 9,000 feet, rock scrambles needing both hand and foot support, and rough terrain. Participants should expect hot weather, and minimal shade. This hike is not available during Spring and Winter months due to hazardous weather. This hike is a premium experience and costs \$75 per person and includes breakfast and lunch.

Uniforms

Philmont is the National Training Center of the Boy Scouts of America. As a representative of your council, district, or unit, we encourage you to wear a complete BSA uniform to flag ceremonies and to dinner. Some conferences may ask that you wear your uniform more often. Kilts are prohibited as part of the BSA official uniform.

In addition, youth who are involved in Cub Scouts, Scouts BSA, Venturing, or Girl Scouts are also encouraged to wear their Scout uniforms during these times.

Water Bottle Filling Stations

Filling stations are located around the property in addition to restrooms. Please use a cup to fill bottles at the dining hall beverage dispensers. Also, a water filling station is located in Dining Hall next to the main restrooms.



Spare Time

While your conference schedule is busy, you'll have a fair amount of free time to explore Philmont and there are many exciting activities and places to see. In addition to visiting the Villa and the other museums, a visit to Camping Headquarters allows a glimpse into Philmont's trekking operation.

Jogging Trails

Enjoy base camp with a morning run. For the safety of runners and vehicle traffic, please wear a safety vest, do not run on roads, or block all noise. There are jogging trails along Highway 21 from cattle headquarters to Cimarron.

Hiking

There are several approved day hikes you can take during your free time. All are fairly easy and give you a small taste of the New Mexico landscape. You must check out and back in with the customer service office.

Hikers need to bring appropriate water bottles, daypack, rain gear, and a warm jacket or sweater. Sunglasses, sunscreen, a hat, and a first aid kit are also recommended. Only those who meet Philmont's height and weight requirements, are approved by the PTC Medical officer, and are in good physical condition should attempt to hike Philmont's trails.

Fishing

Everyone fishing on Philmont property must have a New Mexico fishing license, available for purchase at the Tooth of Time Traders or [online](#) at New Mexico's Game and Fish website. Guided fly fishing activities are included in the weekly schedule. You are welcome to bring your own tackle or you can use Philmont's equipment..

Philmont Museums

National Scouting Museum

Newly opened in 2018, experience the National Scouting Museum! This on your own activity is a great opportunity to learn about the 100-plus-year history of the Scouting movement with collections of some of Scouting's greatest treasures. This collection not only documents Scouting's unique influence on American culture, but also tells the story of a movement that has positively affected the lives of more than 110 million young people.

Chase Ranch Tour

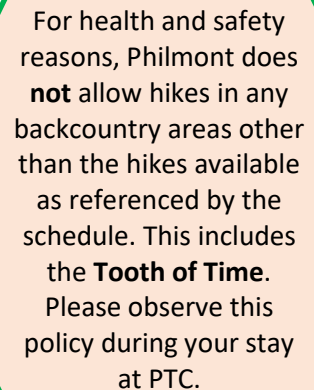
The Chase Ranch, founded in 1869, was successfully owned and operated by the Chase family for over 143 years. The historic adobe ranch house offers a glimpse of ranch life starting around the time of the Colfax County land grant war, through the territorial and statehood periods into modern times. This ranch and the Chase family were instrumental in transforming western ranching into what it is today! During the summer months, staff offer guided tours of the main house, grounds, orchards and tack room.

Kit Carson Rayado Tour

The Kit Carson Museum at Rayado in Philmont's southeast corner (seven miles south of the Training Center) is a living history museum that houses exhibits and artifacts pertaining to life on the Santa Fe Trail and the lives of mountain men Kit Carson and Lucien Maxwell. The interpretive museum staff will show families through the display areas and blacksmith shop.

Villa Philmonte Tour

Philmont benefactor Waite Phillips' summer home, the Villa Philmonte, is open each day for tours. PTC has specific tours pre-assigned. Additional tours must be scheduled through the National Scouting Museum, 575-376-1136.



For health and safety reasons, Philmont does **not** allow hikes in any backcountry areas other than the hikes available as referenced by the schedule. This includes the **Tooth of Time**. Please observe this policy during your stay at PTC.

Philmont Country

Philmont Scout Ranch spans 140,171 acres of mountainous territory in the Sangre de Cristo (Blood of Christ) mountain range—a section of the Rocky Mountains located in northeast New Mexico. Elevations at Philmont range from 6,500' to 12,441' and the land varies from heavily forested mountains to semi-arid plains.

Philmont History



Carlos Beaubien

Once inhabited by Jicarilla Apache and Mouache Ute Indians, Philmont was the site of one of the first pioneer settlements in northeastern New Mexico. The present ranch is part of the original Beaubien and Miranda Land Grant, which was granted to Carlos Beaubien and Guadalupe Miranda by the Mexican government in 1841. Beaubien's son-in-law, mountain man Lucien Maxwell, led the first settlers to the grant in 1848. With help of his friend, Kit Carson, Maxwell's settlement on the Rayado River prospered, despite frequent Indian raids and harsh wilderness conditions.

Maxwell moved his ranch north to the Cimarron River in 1857, the site of the present-day Cimarron. It became a famous stop on the Santa Fe Trail, bringing American trade goods into New Mexico. Ten years after Maxwell moved to the Cimarron, gold was discovered on his ranch near Baldy Mountain. For years afterward, the mountains and streams of Maxwell's Ranch swarmed with prospectors and miners.

In 1870, Maxwell sold his ranch to an English land company known as the Maxwell Land Grant and Railroad Company. After several years, the land was again sold to a Dutch-based company who attempted several development schemes, but eventually sold the land in tracts for farms and ranches.

Oklahoma oilman Waite Phillips became interested in developing a ranch out of the old land grant in 1922. He eventually amassed over 300,000 acres of mountains and plains in a ranch he named Philmont (derived from his name and the Spanish word for mountain, "monte").

The Philmont Ranch became a showcase. Immense herds of Hereford cows and Corriedale sheep grazed its pastures. Phillips built a large Spanish Mediterranean summer home for his family at the Headquarters, naming it the Villa Philmonte. He developed horse and hiking trails throughout the scenic backcountry along with elaborate fishing and hunting cabins for his family and friends.

Waite Phillips believed in sharing his wealth with people outside of his family. In this spirit, he offered 35,857 acres of his ranch to the Boy Scouts of America in 1938 to serve as a National wilderness camping area. The reservation was named Philturn Rocky Mountain Scout Camp (after Phillips's name and the BSA slogan, Do a Good Turn Daily). After observing the enthusiastic response of the first Philturn Campers, Phillips augmented his original gift in 1941 with an addition including his best camping land, the Villa Philmonte, and the Headquarters farming and ranching operation. The second gift was made so that many, rather than few, could enjoy his rich and beautiful land. The property, now totaling 127,395 acres, was renamed Philmont Scout Ranch.

Phillips realized that the cost for maintenance and development of the property could not and should not be derived entirely from camper fees. As an endowment he included in the gift his 23-story Philtower Building in Tulsa, Oklahoma.

In 1963, through the generosity of Norton Clapp, vice president of the National Council of the Boy Scouts of America, another piece of the Maxwell Land Grant was purchased and added to Philmont. This was the Baldy Mountain mining area consisting of 10,098 acres. The gift of Baldy Mountain brought the total acreage to 137,493.

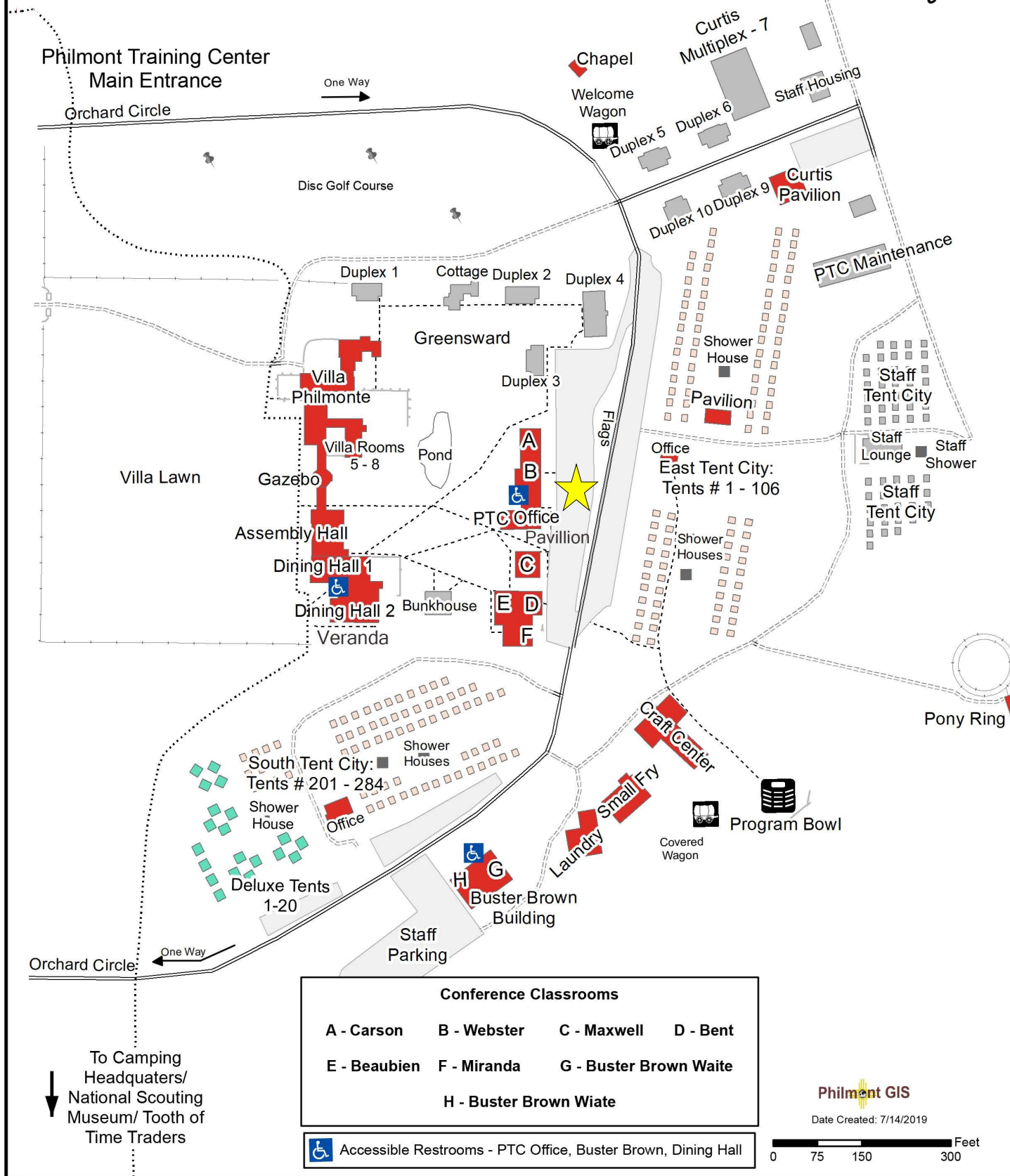
In 2015, The National Council of the Boy Scouts of America acquired the 2,678-acre Cimarroncita Ranch which is located adjacent to Philmont near Ute Park. The property will serve both campers and the Philmont Training Center in the future. Philmont is the largest youth camp in the world now totaling 140,171 acres or approximately 220 square miles.



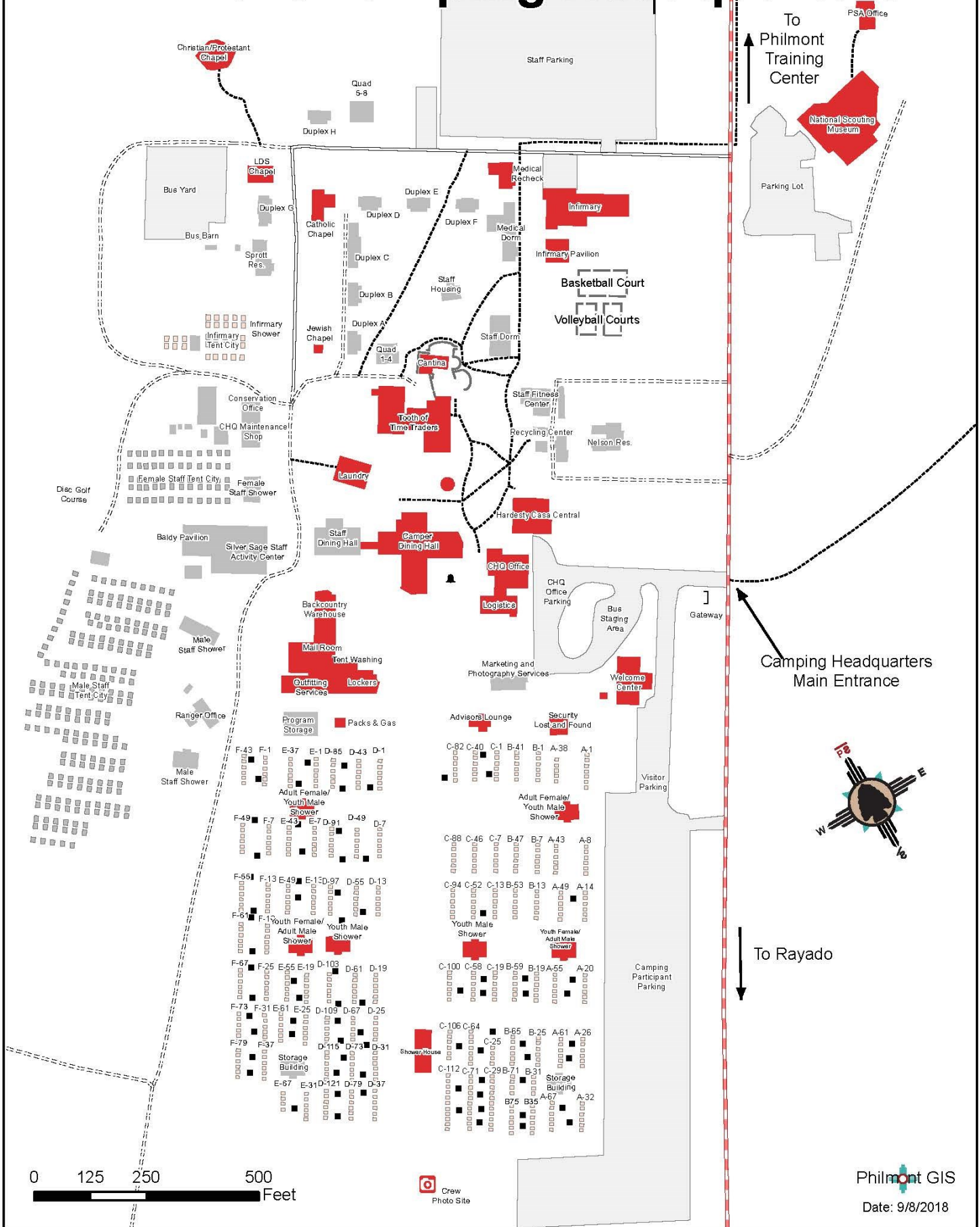
Waite Phillips

↑ To Cimarron/
Shooting Sports
Complex/ Nature
Trail Loop

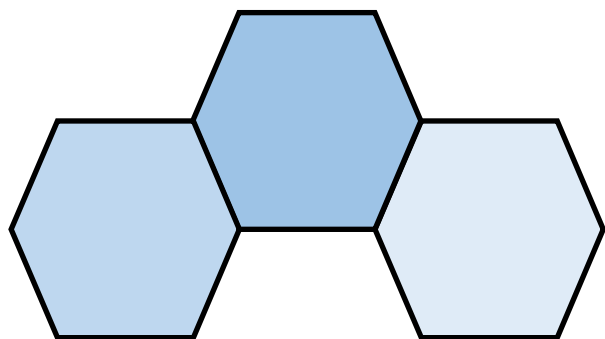
Philmont Training Center



Philmont Camping Headquarters




The Philmont Hymn




Philmont Grace

For Food, For Raiment;
 For Life, For Opportunity;
 For Friendship
 and Fellowship,
 We Thank Thee
 O Lord.



Philmont Bar PS Cattle Brand



Philmont Slash S Horse Brand



Philmont Scout Ranch and Training Center

17 Deer Run Road

Cimarron, New Mexico 87714

575-376-2281

Philmont.TrainingCenter@scouting.org